



Town of Oyen

December 31, 2022

Tracy Noullett, CPA, CA
T: 403.525.3336
E: tracy.noullett@mnp.ca



Wherever business takes you

[MNP.ca](https://www.mnp.ca)

TOWN OF OYEN
FINANCIAL STATEMENTS
FOR THE YEAR ENDED DECEMBER 31, 2022

Management's Responsibility

To the Members of Council:

Management of the Town of Oyen (the "Town") is responsible for the preparation, accuracy, objectivity and integrity of the accompanying financial statements and all other information contained within these financial statements. Management believes that the financial statements present fairly the Town's financial position as at December 31, 2022 and the results of its operations for the year then ended.

The financial statements have been prepared in compliance with legislation, and in accordance with Canadian public sector accounting standards (PSAS).

The financial statements include certain amounts based on estimates and judgments. Such amounts have been determined on a reasonable basis in order to ensure the financial statements are presented fairly in all material respects.

In fulfilling its responsibilities and recognizing the limits inherent in all systems, management has designed and maintains a system of internal controls to produce reliable information and to meet reporting requirements on a timely basis. The system is designed to provide management with reasonable assurance that transactions are properly authorized and assets are properly accounted for and safeguarded.

These systems are monitored and evaluated by management and reliable financial information is available for preparation of the financial statements.

The Town Council meets regularly with management and external auditors to discuss the results of audit examinations and financial reporting matters. The external auditors have full access to the Council with and without the presence of management. The Town Council has approved the financial statements.

The financial statements have been audited by MNP LLP, Chartered Professional Accountants, independent external auditors appointed by the town. The accompanying Independent Auditor's Report outlines their responsibilities, the scope of their examination and their opinion on the Town's financial statements.

April 11, 2023



Chief Administrative Officer

Independent Auditor's Report

To the Members of Council:

Opinion

We have audited the financial statements of the Town of Oyen (the "Town"), which comprise the statement of financial position as at December 31, 2022, and the statements of operations, changes in net financial assets (debt), cash flows, and related schedules, I to VI, for the year then ended, and notes to the financial statements, including a summary of significant accounting policies and other explanatory information.

In our opinion, the accompanying financial statements present fairly, in all material respects, the financial position of the Town as at December 31, 2022, and the results of its operations, changes in its net financial assets (debt), and its cash flows for the year then ended in accordance with Canadian public sector accounting standards.

Basis for Opinion

We conducted our audit in accordance with Canadian generally accepted auditing standards. Our responsibilities under those standards are further described in the Auditor's Responsibilities for the Audit of the Financial Statements section of our report. We are independent of the Town in accordance with the ethical requirements that are relevant to our audit of the financial statements in Canada, and we have fulfilled our other ethical responsibilities in accordance with these requirements. We believe that the audit evidence we have obtained is sufficient and appropriate to provide a basis for our opinion.

Responsibilities of Management and Those Charged with Governance for the Financial Statements

Management is responsible for the preparation and fair presentation of the financial statements in accordance with Canadian public sector accounting standards, and for such internal control as management determines is necessary to enable the preparation of financial statements that are free from material misstatement, whether due to fraud or error.

In preparing the financial statements, management is responsible for assessing the Town's ability to continue as a going concern, disclosing, as applicable, matters related to going concern and using the going concern basis of accounting unless management either intends to liquidate the Town or to cease operations, or has no realistic alternative but to do so.

Those charged with governance are responsible for overseeing the Town's financial reporting process.

Auditor's Responsibilities for the Audit of the Financial Statements

Our objectives are to obtain reasonable assurance about whether the financial statements as a whole are free from material misstatement, whether due to fraud or error, and to issue an auditor's report that includes our opinion. Reasonable assurance is a high level of assurance, but is not a guarantee that an audit conducted in accordance with Canadian generally accepted auditing standards will always detect a material misstatement when it exists. Misstatements can arise from fraud or error and are considered material if, individually or in the aggregate, they could reasonably be expected to influence the economic decisions of users taken on the basis of these financial statements.

As part of an audit in accordance with Canadian generally accepted auditing standards, we exercise professional judgment and maintain professional skepticism throughout the audit. We also:

- Identify and assess the risks of material misstatement of the financial statements, whether due to fraud or error, design and perform audit procedures responsive to those risks, and obtain audit evidence that is sufficient and appropriate to provide a basis for our opinion. The risk of not detecting a material misstatement resulting from fraud is higher than for one resulting from error, as fraud may involve collusion, forgery, intentional omissions, misrepresentations, or the override of internal control.
- Obtain an understanding of internal control relevant to the audit in order to design audit procedures that are appropriate in the circumstances, but not for the purpose of expressing an opinion on the effectiveness of the Town's internal control.
- Evaluate the appropriateness of accounting policies used and the reasonableness of accounting estimates and related disclosures made by management.
- Conclude on the appropriateness of management's use of the going concern basis of accounting and, based on the audit evidence obtained, whether a material uncertainty exists related to events or conditions that may cast significant doubt on the Town's ability to continue as a going concern. If we conclude that a material uncertainty exists, we are required to draw attention in our auditor's report to the related disclosures in the financial statements or, if such disclosures are inadequate, to modify our opinion. Our conclusions are based on the audit evidence obtained up to the date of our auditor's report. However, future events or conditions may cause the Town to cease to continue as a going concern.
- Evaluate the overall presentation, structure and content of the financial statements, including the disclosures, and whether the financial statements represent the underlying transactions and events in a manner that achieves fair presentation.

We communicate with those charged with governance regarding, among other matters, the planned scope and timing of the audit and significant audit findings, including any significant deficiencies in internal control that we identify during our audit.

We also provide those charged with governance with a statement that we have complied with relevant ethical requirements regarding independence, and to communicate with them all relationships and other matters that may reasonably be thought to bear on our independence, and where applicable, related safeguards.

Report on Other Legal and Regulatory Requirements

- *Debt Limit Regulation:*
In accordance with Alberta Regulation 255/2000, we confirm that the Town is in compliance with the Debt Limit Regulation. A detailed account of the Town's debt limit can be found in Note 9.
- *Supplementary Accounting Principles and Standards Regulation:*
In accordance with Alberta Regulation 313/2000, we confirm that the Town is in compliance with the Supplementary Accounting Principles and Standards Regulation and note the information required can be found in Note 14.

Medicine Hat, Alberta
April 11, 2023

MNP LLP


Chartered Professional Accountants


Town of Oyen
Statement of Financial Position
As at December 31, 2022

| | 2022 | 2021 |
|--|--------------------|--------------------|
| FINANCIAL ASSETS | | |
| Cash and cash equivalents (Note 2) | 514,404 | - |
| Receivables | | |
| Taxes and grants in place of taxes (Note 3) | 47,736 | 81,984 |
| Trade and other accounts receivable (Note 3) | 672,109 | 648,373 |
| Land held for resale inventory | 307,468 | 307,467 |
| Loans receivable (Note 4) | 25,000 | 345,707 |
| Investments (Note 5) | 55,762 | 5,678 |
| | 1,622,479 | 1,389,209 |
| LIABILITIES | | |
| Temporary bank indebtedness (Note 6) | - | 579,319 |
| Accounts payable and accrued liabilities | 105,104 | 215,165 |
| Deposit liabilities | 19,789 | 14,976 |
| Deferred revenue (Note 7) | 840,056 | 311,400 |
| Long-term debt (Note 8) | 4,013,807 | 4,155,781 |
| | 4,978,756 | 5,276,641 |
| NET FINANCIAL ASSETS (DEBT) | (3,356,277) | (3,887,432) |
| NON-FINANCIAL ASSETS | | |
| Tangible capital assets (Schedule II) | 25,310,720 | 26,250,967 |
| ACCUMULATED SURPLUS (Schedule I, Note 11) | 21,954,443 | 22,363,535 |

Contingencies (Note 16)

Approved on behalf of Council


Mayor


Councilor

The accompanying notes are an integral part of these financial statements

Town of Oyen
Statement of Operations

For the year ended December 31, 2022

| | Budget | 2022 | 2021 |
|---|------------|-------------------|------------|
| REVENUE | | | |
| Net municipal taxes (Schedule III) | 1,326,804 | 1,328,071 | 1,455,549 |
| User fees and sales of goods | 1,312,251 | 1,371,155 | 1,226,115 |
| Government transfers for operating (Schedule IV) | 463,415 | 430,837 | 525,528 |
| Franchise and concession contracts | 274,138 | 243,260 | 184,772 |
| Penalties and costs of taxes | 15,000 | 13,689 | 25,590 |
| Investment income | 50 | 2,462 | 5,438 |
| Other | 100,850 | 123,500 | 330,569 |
| | 3,492,508 | 3,512,974 | 3,753,561 |
| EXPENSES | | | |
| Legislative | 96,499 | 106,065 | 78,300 |
| Administrative | 721,334 | 666,968 | 859,880 |
| Police, fire, disaster, ambulance and bylaw enforcement | 158,974 | 202,485 | 186,875 |
| Roads, streets, walks, lighting | 773,448 | 770,672 | 797,448 |
| Water supply and distribution | 861,559 | 821,573 | 854,019 |
| Wastewater treatment and disposal | 183,438 | 133,575 | 184,386 |
| Waste management | 223,311 | 225,404 | 224,251 |
| Public health and welfare | 116,899 | 121,360 | 102,018 |
| Planning and development | 115,308 | 129,334 | 58,547 |
| Recreation and culture | 874,761 | 857,122 | 836,310 |
| Other | - | - | 111,811 |
| | 4,125,531 | 4,034,558 | 4,293,845 |
| EXCESS (SHORTFALL) OF REVENUE OVER EXPENSES BEFORE OTHER | (633,023) | (521,584) | (540,284) |
| OTHER | | | |
| Contributed assets | - | - | 35,000 |
| Government transfers for capital (Schedule IV) | 216,117 | 112,492 | 29,904 |
| EXCESS (SHORTFALL) OF REVENUE OVER EXPENSES | (416,906) | (409,092) | (475,380) |
| ACCUMULATED SURPLUS, BEGINNING OF YEAR | 22,363,535 | 22,363,535 | 22,838,915 |
| ACCUMULATED SURPLUS, END OF YEAR | 21,946,629 | 21,954,443 | 22,363,535 |

The accompanying notes are an integral part of these financial statements

Town of Oyen
Statement of Changes in Net Financial Assets (Debt)

For the year ended December 31, 2022

| | Budget | 2022 | 2021 |
|---|-------------|--------------------|-------------|
| EXCESS (SHORTFALL) OF REVENUE OVER EXPENSES | (416,906) | (409,092) | (475,380) |
| Acquisition of tangible capital assets | - | (41,176) | (1,663,197) |
| Contributed tangible capital assets | - | - | (35,000) |
| Amortization of tangible capital assets | 977,898 | 976,423 | 969,147 |
| Write down of tangible capital assets | - | 5,000 | - |
| (Gain) loss on disposal of tangible capital assets | - | - | 106,288 |
| | 977,898 | 940,247 | (622,762) |
| INCREASE (DECREASE) IN NET FINANCIAL ASSETS | 560,992 | 531,155 | (1,098,142) |
| NET FINANCIAL ASSETS (DEBT), BEGINNING OF YEAR | (3,887,432) | (3,887,432) | (2,789,290) |
| NET FINANCIAL ASSETS (DEBT), END OF YEAR | (3,326,440) | (3,356,277) | (3,887,432) |

The accompanying notes are an integral part of these financial statements

Town of Oyen
Statement of Cash Flows
For the year ended December 31, 2022

| | 2022 | 2021 |
|--|------------------|-------------|
| NET INFLOW (OUTFLOW) OF CASH RELATED TO THE FOLLOWING ACTIVITIES: | | |
| OPERATING | | |
| Excess (shortfall) of revenues over expenses | (409,092) | (475,380) |
| Non-cash items included in excess of revenues over expenses: | | |
| Amortization of tangible capital assets | 976,423 | 969,147 |
| (Gain) loss on disposal of tangible capital assets | - | 106,288 |
| Write down of tangible capital assets | 5,000 | - |
| Contributed tangible capital assets | - | (35,000) |
| Non-cash charges to operations (net change): | | |
| Decrease (increase) in taxes and grants in place of taxes | 34,248 | 135,746 |
| Decrease (increase) in trade and other accounts receivable | (23,736) | 170,462 |
| Decrease (increase) in land held for resale | - | (6,273) |
| Increase (decrease) in accounts payable and accrued liabilities | (110,062) | (404,080) |
| Increase (decrease) in deposit liabilities | 4,813 | - |
| Increase (decrease) in deferred revenue | 528,656 | (312,308) |
| Cash provided by operating transactions | 1,006,250 | 148,602 |
| CAPITAL | | |
| Acquisition of tangible capital assets | (41,176) | (1,663,197) |
| INVESTING | | |
| Decrease (increase) in restricted cash and temporary investments | (50,084) | (142) |
| Loans receivable repaid | 320,707 | 109,224 |
| Cash provided by investing transactions | 270,623 | 109,082 |
| FINANCING | | |
| Long-term debt repaid | (141,974) | (145,105) |
| CHANGE IN CASH AND EQUIVALENTS DURING THE YEAR | 1,093,723 | (1,550,618) |
| CASH AND CASH EQUIVALENTS, BEGINNING OF YEAR | (579,319) | 971,299 |
| CASH AND CASH EQUIVALENTS, END OF YEAR (Note 2) | 514,404 | (579,319) |

The accompanying notes are an integral part of these financial statements

Town of Oyen
Schedule I - Schedule of Changes in Accumulated Surplus
For the year ended December 31, 2022

| | Unrestricted Surplus | Restricted Surplus | Equity in Tangible Capital Assets | 2022 | 2021 |
|---|-------------------------|-----------------------|--------------------------------------|-------------------|------------|
| BALANCE, BEGINNING OF YEAR | 129,260 | 101,533 | 22,132,742 | 22,363,535 | 22,838,915 |
| Excess of revenue over expenses | (409,092) | - | - | (409,092) | (475,380) |
| Unrestricted funds designated for future use | (223,000) | 223,000 | - | - | - |
| Current year funds used for tangible capital assets | (41,176) | - | 41,176 | - | - |
| Write down of tangible capital assets | 5,000 | - | (5,000) | - | - |
| Long-term debt repaid | (129,968) | - | 129,968 | - | - |
| Annual amortization expense | 976,423 | - | (976,423) | - | - |
| Change in accumulated surplus | 178,187 | 223,000 | (810,279) | (409,092) | (475,380) |
| BALANCE, END OF YEAR | 307,447 | 324,533 | 21,322,463 | 21,954,443 | 22,363,535 |

The accompanying notes are an integral part of these financial statements

Town of Oyen
Schedule II - Schedule of Tangible Capital Assets
For the year ended December 31, 2022

| | Land | Land improvements | Buildings | Engineered structures | Machinery & equipment | Vehicles | 2022 | 2021 |
|--|----------------|-------------------|------------------|-----------------------|-----------------------|---------------|-------------------|------------|
| COST: | | | | | | | | |
| BALANCE, BEGINNING OF YEAR | 701,779 | 1,581,854 | 11,674,566 | 28,889,798 | 934,309 | 549,130 | 44,331,436 | 43,057,324 |
| Acquisition of tangible capital assets | 35,000 | - | - | 6,176 | - | - | 41,176 | 1,656,527 |
| Construction in progress | - | - | - | - | - | - | - | 41,670 |
| Disposal of tangible capital assets | - | - | - | - | - | - | - | (424,085) |
| Write down of tangible capital assets | - | - | - | - | (5,000) | - | (5,000) | - |
| BALANCE, END OF YEAR | 736,779 | 1,581,854 | 11,674,566 | 28,895,974 | 929,309 | 549,130 | 44,367,612 | 44,331,436 |
| ACCUMULATED AMORTIZATION: | | | | | | | | |
| BALANCE, BEGINNING OF YEAR | - | 1,029,039 | 4,369,627 | 11,670,796 | 550,400 | 460,607 | 18,080,469 | 17,429,120 |
| Annual amortization | - | 23,799 | 246,512 | 653,290 | 39,470 | 13,352 | 976,423 | 969,147 |
| Accumulated amortization on disposals | - | - | - | - | - | - | - | (317,798) |
| BALANCE, END OF YEAR | - | 1,052,838 | 4,616,139 | 12,324,086 | 589,870 | 473,959 | 19,056,892 | 18,080,469 |
| NET BOOK VALUE OF TANGIBLE CAPITAL ASSETS | 736,779 | 529,016 | 7,058,427 | 16,571,888 | 339,439 | 75,171 | 25,310,720 | 26,250,967 |
| 2021 NET BOOK VALUE OF TANGIBLE CAPITAL ASSETS | 701,779 | 552,815 | 7,304,939 | 17,219,002 | 383,909 | 88,523 | 26,250,967 | |

The accompanying notes are an integral part of these financial statements

Town of Oyen
Schedule III - Schedule of Net Municipal Taxes

For the year ended December 31, 2022

| | Budget | 2022 | 2021 |
|--|-----------|------------------|-----------|
| TAXATION | | | |
| Property taxes | 1,651,073 | 1,688,742 | 1,716,043 |
| Government grants in place of property taxes | 37,034 | 632 | 36,802 |
| | 1,688,107 | 1,689,374 | 1,752,845 |
| REQUISITIONS | | | |
| Alberta School Foundation Fund | 294,628 | 294,628 | 243,296 |
| Acadia Seniors Foundation | 66,675 | 66,675 | 54,000 |
| | 361,303 | 361,303 | 297,296 |
| NET MUNICIPAL TAXES | 1,326,804 | 1,328,071 | 1,455,549 |

The accompanying notes are an integral part of these financial statements

Town of Oyen
Schedule IV - Schedule of Government Transfers
For the year ended December 31, 2022

| | Budget | 2022 | 2021 |
|-----------------------------------|---------|----------------|---------|
| TRANSFERS FOR OPERATING | | | |
| Provincial Government | 196,506 | 164,656 | 258,619 |
| Other Local Governments | 266,909 | 266,181 | 266,909 |
| | 463,415 | 430,837 | 525,528 |
| TRANSFERS FOR CAPITAL | | | |
| Provincial Government | - | 16,506 | 29,904 |
| Federal Government | 216,117 | 77,518 | - |
| Other Local Governments | - | 18,468 | - |
| | 216,117 | 112,492 | 29,904 |
| TOTAL GOVERNMENT TRANSFERS | 679,532 | 543,329 | 555,432 |

The accompanying notes are an integral part of these financial statements

Town of Oyen
Schedule V - Schedule of Expenses by Object

For the year ended December 31, 2022

| | Budget | 2022 | 2021 |
|---|-----------|------------------|-----------|
| EXPENSES BY OBJECT | | | |
| Salaries, wages and benefits | 1,044,987 | 1,024,421 | 992,372 |
| Contracted and general services | 922,790 | 847,944 | 924,633 |
| Materials, goods and utilities | 891,954 | 921,658 | 925,719 |
| Transfers to local boards and agencies | 164,375 | 139,394 | 228,480 |
| Interest on long-term debt | 99,269 | 99,252 | 98,536 |
| Loss on disposal of tangible capital assets | - | - | 106,285 |
| Other expenditures | 24,258 | 25,466 | 48,673 |
| Amortization of tangible capital assets | 977,898 | 976,423 | 969,147 |
| | 4,125,531 | 4,034,558 | 4,293,845 |

The accompanying notes are an integral part of these financial statements

Town of Oyen
Schedule VI - Schedule of Segmented Disclosure
For the year ended December 31, 2022

| | General Government | Protective Services | Transportation Services | Planning & Development | Recreation & Culture | Environmental Services | Public Health Services | Total |
|---|-----------------------|------------------------|----------------------------|---------------------------|-------------------------|---------------------------|---------------------------|------------------|
| REVENUE | | | | | | | | |
| Net municipal taxes | 1,328,071 | - | - | - | - | - | - | 1,328,071 |
| Government transfers for operating | 8,000 | 10,000 | 13,839 | 54,500 | 276,331 | - | 68,167 | 430,837 |
| User fees and sales of goods | 878 | 89,265 | 6,217 | - | 178,704 | 1,096,092 | - | 1,371,156 |
| Penalties and costs of taxes | 13,689 | - | - | - | - | - | - | 13,689 |
| Franchise and concession contracts | 243,260 | - | - | - | - | - | - | 243,260 |
| Other | 26,287 | 5,522 | 152 | 94,000 | - | - | - | 125,961 |
| | 1,620,185 | 104,787 | 20,208 | 148,500 | 455,035 | 1,096,092 | 68,167 | 3,512,974 |
| EXPENSES | | | | | | | | |
| Contracted and general services | 191,580 | 79,211 | 76,454 | 98,343 | 111,454 | 284,397 | 6,505 | 847,944 |
| Salaries, wages and benefits | 488,321 | 37,456 | 120,741 | - | 335,949 | 41,954 | - | 1,024,421 |
| Materials, goods and utilities | 64,039 | 38,718 | 123,676 | 614 | 185,732 | 508,879 | - | 921,658 |
| Transfers to local boards and agencies | 150 | - | - | - | 24,389 | - | 114,855 | 139,394 |
| Long-term debt interest | - | 790 | 18,882 | 30,377 | (17) | 49,220 | - | 99,252 |
| Other expenses | 13,208 | 12,258 | - | - | - | - | - | 25,466 |
| | 757,298 | 168,433 | 339,753 | 129,334 | 657,507 | 884,450 | 121,360 | 3,058,135 |
| NET REVENUE, BEFORE AMORTIZATION | 862,887 | (63,646) | (319,545) | 19,166 | (202,472) | 211,642 | (53,193) | 454,839 |
| Government transfers for capital | - | - | 95,987 | 10,000 | - | - | 6,505 | 112,492 |
| Contributions from other organizations | - | - | - | - | - | - | - | - |
| Amortization expense | (15,735) | (34,052) | (430,919) | - | (199,615) | (296,102) | - | (976,423) |
| NET REVENUE | 847,152 | (97,698) | (654,477) | 29,166 | (402,087) | (84,460) | (46,688) | (409,092) |

1. SIGNIFICANT ACCOUNTING POLICIES

The financial statements of the Town of Oyen (the "Town") are the representations of management prepared in accordance with accounting standards established by the Public Sector Accounting Board of the Canadian Institute of Chartered Accountants. Significant aspects of the accounting policies adopted by the Town as follows:

a) Reporting Entity

The financial statements reflect the assets, liabilities, revenues and expenses, and changes in financial position of the reporting entity. This entity is comprised of the municipal operations plus all of the organizations that are owned or controlled by the Town and are, therefore, accountable to Town Council for the administration of their financial affairs and resources.

The schedule of taxes levied also includes requisitions for education, health, social and senior foundations that are not part of the Town's reporting entity.

The statements exclude trust assets that are administered for the benefit of external parties. Interdepartmental and organizational transactions and balances are eliminated.

b) Basis of Accounting

The financial statements are prepared using the accrual basis of accounting. The accrual basis of accounting records revenue as it is earned and measurable. Expenses are recognized as they are incurred and measurable based upon receipt of goods or services and/or the legal obligation to pay.

Funds from external parties and earnings thereon restricted by agreement or legislation are accounted for as deferred revenue until used for the purpose specified.

Government transfers, contributions and other amounts are received from third parties pursuant to legislation, regulation or agreement and may only be used for certain programs, in the completion of specific work, or for the purchase of tangible capital assets. In addition, certain user charges and fees are collected for which the related services have yet to be performed. Revenue is recognized in the period when the related expenses are incurred, services performed or the tangible capital assets are acquired.

c) Use of Estimates

The preparation of financial statements in conformity with Canadian generally accepted accounting principles requires management to make estimates and assumptions that affect the reported amount of assets and liabilities and disclosure of contingent assets and liabilities at the date of the financial statements, and the reported amounts of revenue and expenses during the period. Where measurement uncertainty exists, the financial statements have been prepared within reasonable limits of materiality. Actual results could differ from those estimates.

Accounts receivable are stated after evaluation as to their collectability and an appropriate allowance for doubtful accounts as provided where necessary. Amortization is based on the estimated lives of tangible capital assets.

These estimates and assumptions are reviewed periodically and, as adjustments become necessary they are reported in earnings in the year in which they become known.

d) Valuation of Financial Assets and Liabilities

The Town's financial assets and liabilities are measured as follows:

| <u>Financial statement component</u> | <u>Measurement</u> |
|--|--|
| Cash | Cost and amortized cost |
| Trade and other receivables | Lower of cost or net recoverable value |
| Investments | Fair value and amortized cost |
| Accounts payable and accrued liabilities | Cost |
| Deposit liabilities | Cost |
| Long-term debt | Amortized cost |

1. SIGNIFICANT ACCOUNTING POLICIES *(continued from previous page)*

e) Cash and portfolio investments

Cash is comprised of balances held with banks and short-term investments with maturities of three months or less.

Investments in interest bearing securities are recorded at amortized cost. Investment premiums and discounts are amortized on the net present value basis over the term of the respective investments. When there has been a loss in value that is other than a temporary decline, the respective investment is written down to recognize the loss.

f) Loans and notes receivable

Loans receivable are initially recognized at cost, net of any transactions costs, with interest income recognized using the effective interest method. Loans receivable are subsequently measured at amortized cost net of any valuation allowances.

g) Long-term debt

Long-term debt is initially recognized net of any premiums, discounts, fees and transactions costs, with interest expense recognized using the effective interest method. Long-term debt is subsequently measured at amortized cost.

h) Requisition Over-levy and Under-levy

Over-levies and under-levies arise from the difference between the actual levy made to cover each requisition and the actual amount requisitioned.

If the actual levy exceeds the requisition, the over-levy is accrued as a liability and property tax revenue is reduced. Where the actual levy is less than the requisition amount, the under-levy is accrued as a receivable and as property tax revenue.

Requisition tax rates in the subsequent year are adjusted for any over-levies or under-levies of the prior year.

i) Inventories for Resale

Land held for resale is recorded at the lower of cost or net realizable value. Cost includes costs for land acquisition and improvements required to prepare the land for servicing such as clearing, stripping and leveling charges. Related development costs incurred to provide infrastructure such as water and wastewater services, roads, sidewalks and street lighting are recorded as physical assets under the respective function.

j) Tax Revenue

Tax revenues are recognized when the tax has been authorized by bylaw and the taxable event has occurred.

Requisitions operate as a flow through and are excluded from municipal revenue.

k) Contaminated sites liability

Contaminated sites are a result of contamination being introduced into air, soil, water or sediment of a chemical, organic or radioactive material or live organism that exceeds an environmental standard. The liability is recorded net of any expected recoveries. A liability for remediation of a contaminated site is recognized when the town is either directly responsible or accepts responsibility and is management's estimate of the cost of post-remediation including operation, maintenance and monitoring.

l) Revenue recognition

Revenue from transactions with no performance obligation is recognized at realizable value when the Town has the authority to claim or retain an inflow of economic resources and identifies a past transaction or event giving rise to an asset.

1. SIGNIFICANT ACCOUNTING POLICIES *(continued from previous page)*

l) Revenue recognition *(continued from previous page)*

Revenue from transactions with performance obligations is recognized as the performance obligations are satisfied by providing the promised goods or services to the payor. User fees are recognized over the period of use, sales of goods are recognized when goods are delivered. Licenses and permits with a single performance obligation at a point in time are recognized as revenue on issuance, those which result in a continued performance obligation over time are recognized over the period of the license or permit as the performance obligation is satisfied.

m) Government Transfers

Government transfers are the transfer of assets from senior levels of government that are not the result of an exchange transaction, are not expected to be repaid in the future, or the result of a direct financial return.

Government transfers are recognized in the financial statements as revenue in the period in which events giving rise to the transfer occur, providing the transfers are authorized, any eligibility criteria have been met, and reasonable estimates of the amounts can be determined.

n) Non-financial Assets

Non-financial assets are not available to discharge existing liabilities and are held for use in the provision of services. They have useful lives extending beyond the current year and are not intended for sale in the normal course of operations. The change in non-financial assets during the year, together with the excess of revenue over expenses, provides the Change in Net Financial Assets (Debt) for the year.

i. Tangible Capital Assets

Tangible capital assets are recorded at cost which includes all amounts that are directly attributable to acquisition, construction, development or betterment of the asset. The cost, less residual value, of the tangible capital assets is amortized on a straight line basis over the estimated useful life as follows:

| | <u>Years</u> |
|-------------------------|--------------|
| Buildings | 50 |
| Land improvements | 25 |
| Engineered structures: | |
| Water system | 75 |
| Wastewater system | 75 |
| Roadway system | 25 |
| Machinery and equipment | 15 |
| Vehicles | 10 |

One-half of the annual amortization is charged in the year of acquisition and in the year of disposal. Assets under construction are not amortized until the asset is available for productive use.

ii. Contributions of Tangible Capital Assets

Tangible capital assets received as contributions are recorded at fair value at the date of receipt and also are recorded as revenue.

iii. Leases

Leases are classified as capital or operating leases. Leases which transfer substantially all of the benefits and risks incidental to ownership of property are accounted for as capital leases. All other leases are accounted for as operating leases and the related lease payments are charged to expenses as incurred.

iv. Inventories

Inventories held for consumption are recorded at the lower of cost and replacement cost.

Town of Oyen
Notes to the Financial Statements
For the year ended December 31, 2022

2. CASH AND TEMPORARY INVESTMENTS

| | 2022 | 2021 |
|------|---------|------|
| Cash | 514,404 | - |

3. RECEIVABLES

| | 2022 | 2021 |
|--|---------|---------|
| Property taxes | | |
| Current taxes and grants in place of taxes | 19,559 | 47,416 |
| Arrears | 28,177 | 34,568 |
| | 47,736 | 81,984 |
| Other | | |
| Provincial government grants | - | 207,901 |
| Federal government grants | 180,909 | - |
| Utilities receivable | 88,050 | 105,758 |
| Trade accounts receivable | 311,841 | 153,786 |
| Goods and Services Tax receivable | 10,049 | 10,869 |
| Other receivables | 81,260 | 170,058 |
| | 672,109 | 648,372 |

4. LOANS AND NOTES RECEIVABLE

| | 2022 | 2021 |
|--|--------|---------|
| Loan to Special Areas and Oyen Development Corporation | - | 315,707 |
| Loan to Oyen and District Golf Club | 25,000 | 30,000 |
| | 25,000 | 345,707 |

The loan advanced to Special Areas and Oyen Development Corporation was due on demand with interest calculated at 0.84%, annual payments of \$107,849 were scheduled for July 1 each year. The loan was repaid in full during the current year.

The loan advanced to the Oyen and District Golf Club is repayable in annual instalments of \$5,000 with no interest and is due October 31, 2028.

5. INVESTMENTS

| | 2022 | 2021 |
|-----------------------------------|--------|-------|
| UFA equity account | 5,762 | 5,678 |
| Guaranteed Investment Certificate | 50,000 | - |
| | 55,762 | 5,678 |

Guaranteed Investment Certificate earns interest at 1.75%, on a one year term, maturing April 13, 2023.

6 TEMPORARY BANK INDEBTEDNESS

A line of credit facility of up to \$1,000,000, secured by a Municipal Borrowing Bylaw and the Town of Oyen at large. Due on demand with interest calculated at prime minus 0.25%.

Town of Oyen
Notes to the Financial Statements
For the year ended December 31, 2022

7. DEFERRED REVENUE

| | 2022 | 2021 |
|--|----------------|----------------|
| Municipal Sustainability Initiative - Capital | 473,405 | - |
| Alberta Community Partnership | 271,520 | 281,425 |
| Canada Community-Building Fund (formerly Federal Gas Tax Fund) | 65,136 | - |
| CARES Funding | 15,368 | - |
| Recreation Fund | 14,627 | 14,627 |
| FCSS | - | 11,627 |
| Deferred rental income | - | 2,256 |
| Oyen 100th Capital Trust | - | 565 |
| Other deferred revenue | - | 900 |
| | 840,056 | 311,400 |

Alberta Municipal Sustainability Initiative

Funding is received annually from the Municipal Sustainability Initiative Program. The use of these funds is restricted to eligible operating and capital projects, as approved under the funding agreement. \$61,389 of these funds were allocated to projects in 2022.

Canada Community-Building Fund

Funding was received from 2014 to 2021 from the Federal Gas Tax Fund. The use of these funds is restricted to eligible capital projects as approved under the funding agreement. \$115,773 of these funds were allocated to projects in 2022.

8. LONG-TERM DEBT

| | 2022 | 2021 |
|--------------------------|------------------|------------------|
| Tax supported debentures | 3,988,257 | 4,118,225 |
| Loan from Special Areas | 25,550 | 37,556 |
| | 4,013,807 | 4,155,781 |

The current portion of the long-term debt amounts to \$145,682 (2021 - \$142,226).

Principal and interest repayments are due as follows:

| | <u>Principal</u> | <u>Interest</u> | <u>Total</u> |
|------------|------------------|------------------|------------------|
| 2023 | 145,682 | 95,812 | 241,494 |
| 2024 | 149,229 | 92,268 | 241,497 |
| 2025 | 139,811 | 88,635 | 228,446 |
| 2026 | 143,262 | 85,185 | 228,447 |
| 2027 | 146,801 | 81,645 | 228,446 |
| Thereafter | 3,289,022 | 863,302 | 4,152,324 |
| | 4,013,807 | 1,306,847 | 5,320,654 |

Debenture debt is repayable to Treasury Board and Finance and matures in periods 2031 through 2050. Interest rates range from 2.15% to 3.25%, before provincial subsidy. The average annual interest rate for 2022 is 2.52% (2021 - 3.48%). For qualifying debentures, the Province of Alberta rebates 60% of interest in excess of 8%, 9%, and 11% to a maximum annual rate of 12.5%, depending on the date borrowed. Debenture debt is issued on the credit and security of the Town of Oyen at large.

The loan from Special Areas is repayable in annual instalments of \$13,048 including interest calculated at 2.013%, due December 20, 2024.

Interest on long-term debt amounted to \$99,252 (2021 - \$98,536). The Town's total cash payments for interest in 2022 were \$111,012 (2021 - \$102,699).

Town of Oyen
Notes to the Financial Statements
For the year ended December 31, 2022

9. DEBT LIMITS

Section 276(2) of the Municipal Government Act requires that debt and debt limits as defined by Alberta Regulation 255/2000 for the Town of Oyen disclosed as follows:

| | 2022 | 2021 |
|---------------------------------------|-----------|-----------|
| Total debt limit | 5,269,461 | 5,682,841 |
| Total debt | 4,013,807 | 4,735,100 |
| Amount of debt limit unused | 1,255,654 | 947,741 |
| Debt servicing limit | 878,244 | 947,140 |
| Debt servicing | 241,494 | 241,494 |
| Amount of debt servicing limit unused | 636,750 | 705,646 |

The debt limit is calculated at 1.5 times revenue of the municipality excluding transfers from the governments of Alberta and Canada for the purposes of capital property (as defined in Alberta Regulation 255/2000) and the debt service limit is calculated at 0.25 times such revenue. Incurring debt beyond these limitations requires approval by the Minister of Municipal Affairs. These thresholds are guidelines used by Alberta Municipal Affairs to identify municipalities which could be a financial risk if further debt is acquired. The calculation taken alone does not represent the financial stability of the municipality. Rather, the financial statements must be interpreted as a whole.

Total debt includes long-term debt less debt charges recoverable. Debt servicing includes principle and interest payments due on long-term debt in the 12 months subsequent to year-end less amounts that are recoverable.

10. EQUITY IN TANGIBLE CAPITAL ASSETS

| | 2022 | 2021 |
|--|--------------|--------------|
| Tangible capital assets (Schedule II) | 44,367,612 | 44,331,436 |
| Accumulated amortization (Schedule II) | (19,056,892) | (18,080,469) |
| Long-term debt (Note 8) | (3,988,257) | (4,118,225) |
| | 21,322,463 | 22,132,742 |

11. ACCUMULATED SURPLUS

Accumulated surplus consists of restricted and unrestricted amounts and equity in tangible capital assets as follows:

| | 2022 | 2021 |
|---|------------|------------|
| Unrestricted surplus | 307,447 | 129,260 |
| Restricted surplus (Note 12) | 324,533 | 101,533 |
| Equity in tangible capital assets (Note 10) | 21,322,463 | 22,132,742 |
| | 21,954,443 | 22,363,535 |

Town of Oyen
Notes to the Financial Statements
For the year ended December 31, 2022

12. RESERVES

Council has set aside funds as an internal allocation of accumulated surplus as follows:

| | 2022 | 2021 |
|-----------------|----------------|---------|
| Capital | | |
| Recreation | 90,000 | 50,000 |
| Fire | 76,533 | 51,533 |
| Storm water | 60,000 | - |
| Sewer | 25,000 | - |
| Water | 25,000 | - |
| Roads | 20,000 | - |
| General capital | 18,000 | - |
| Airport | 5,000 | - |
| Cemetery | 5,000 | - |
| | 324,533 | 101,533 |

13. SEGMENTED DISCLOSURE

The Town of Oyen provides a range of services to its ratepayers. For each reported segment, revenues and expenses represent both amounts that are directly attributable to the segment and amounts that are allocated on a reasonable basis. The accounting policies used in these segments are consistent with those followed in the preparation of the financial statements as disclosed in Note 1.

Refer to the Schedule of Segmented Disclosure (Schedule VI).

General government includes council and other legislative, and general administration. Protective services includes bylaw enforcement, police, and fire. Transportation includes roads, streets, walks and lighting. Planning and development includes land use planning, zoning and subdivision land and development. Public health and welfare includes family and community support. Recreation and culture includes parks and recreation, libraries, museums and halls. Environmental services use and protection includes water supply and distribution, wastewater treatment and disposal, and waste management.

14. SALARY AND BENEFITS DISCLOSURE

Disclosure of salaries and benefits for elected municipal officials, the chief administrative officer and designated officers as required by Alberta Regulation 313/2000 is as follows:

| | Salary ¹ | Benefits & allowances ² | 2022 | 2021 |
|------------------------------|---------------------|------------------------------------|----------------|--------|
| Mayor: | | | | |
| D. Jones | 22,290 | - | 22,290 | 37,541 |
| Councillors: | | | | |
| J. Hauck | 5,485 | 174 | 5,659 | 6,037 |
| B. Hertz | 4,720 | 143 | 4,863 | 4,726 |
| T. Hittel | 5,830 | 148 | 5,978 | 2,513 |
| E. Hogan | 5,870 | - | 5,870 | 3,975 |
| R. Kacso | 8,710 | - | 8,710 | 7,705 |
| J. Walker | 4,350 | 63 | 4,413 | 3,295 |
| Chief Administrative Officer | 102,745 | 19,644 | 122,389 | 96,434 |
| Designated officer | 18,700 | - | 18,700 | 18,160 |

1. Salary includes regular base pay, bonuses, overtime, lump sum payments, gross honoraria and any other direct cash remuneration.
2. Employer's share of all employee benefits and contributions or payments made on behalf of employees including pension, health care, dental coverage, vision coverage, group life insurance, accidental disability and dismemberment insurance, long and short-term disability plans, professional memberships and tuition.

14. SALARY AND BENEFITS DISCLOSURE *(continued from previous page)*

Benefits and allowances figures also include the employer's share of the costs of additional taxable benefits including special leave with pay, financial and retirement planning services, concessionary loans, travel allowances, car allowances and club memberships.

15. LOCAL AUTHORITIES PENSION PLAN

Employees of the Town participate in the Local Authorities Pension Plan (LAPP), which is one of the plans covered by the Public Sector Pension Plans Act. The plan serves about 275,000 people and 433 employers. The LAPP is financed by employer and employee contributions and by investment earnings of the LAPP Fund. Contributions for current service are recorded as expenditures in the year in which they become due.

The Town is required to make current service contributions to the LAPP of 8.45% (2021 - 9.39%) of pensionable earnings up to the year's maximum pensionable earnings under the Canada Pension Plan and 12.80% (2021 - 13.84%) on pensionable earnings above this amount. Employees of the Town are required to make current service contributions of 7.45% (2021 - 8.39%) of pensionable earnings up to the year's maximum pensionable earnings and 11.80% (2021 - 12.84%) on pensionable earnings above this amount.

Total current service contributions by the Town to the LAPP in 2022 were \$49,159 (2021 - \$44,088). Total current service contributions by the employees of the Town to the Local Authorities Pension Plan in 2022 were \$43,219 (2021 - \$39,538).

At December 31, 2021, the LAPP disclosed a surplus of \$11.92 billion.

16. CONTINGENCIES

The Town is a member of the Alberta Municipal Insurance Exchange (MUNIX). Under the terms of the membership, the Town could become liable for its proportionate share of any claim losses in excess of the funds held by the exchange. Any liability incurred would be accounted for as a current transaction in the year the losses are determined.

17. FINANCIAL INSTRUMENTS

The Town's financial instruments consist of cash, accounts receivable, investments, accounts payable and accrued liabilities, deposit liabilities, requisition over-levy, and long-term debt. It is management's opinion that the Town is not exposed to significant interest rate or currency risks arising from these financial instruments. Tax receivables and requisition over/under-levy are compulsory in nature, rather than contractual, however, the Town manages risk exposure on these items similar to other receivables and payables.

The Town is subject to credit risk with respect to taxes and grants in place of taxes receivables and trade and other accounts receivables. Credit risk arises from the possibility that taxpayers and entities to which the Town provides services may experience financial difficulty and be unable to fulfil their obligations. The large number and diversity of taxpayers and customers minimizes the credit risk.

18. COMPARATIVE FIGURES

Certain comparative figures have been reclassified to conform with current year presentation.

19. APPROVAL OF FINANCIAL STATEMENTS

Council and Management have approved these financial statements.



Town of Oyen

2022 Audit Findings

Report to Council

December 31, 2022

Tracy Noullett, CPA, CA

T: 403.525.3336

E: tracy.noullett@mnp.ca



Wherever business takes you

[MNP.ca](https://www.mnp.ca)

Overview

We are pleased to submit to you this Audit Findings Report (the "Report") for discussion of our audit of the financial statements of Town of Oyen (the "Town") as at December 31, 2022 and for the year then ended. In this report we cover those significant matters which, in our opinion, you should be aware of as members of Council.

As auditors, we report to the Council on the results of our examination of the financial statements of the Town as at and for the year ended December 31, 2022. The purpose of this Report is to assist you, as members of Council, in your review of the results of our audit.

This Report is intended solely for the information and use of Council and management and should not be distributed to or used by any other parties than these specified parties.

We appreciate having the opportunity to meet with you and to respond to any questions you may have about our audit, and to discuss any other matters that may be of interest to you.

Engagement Status

We have completed our audit of the financial statements of the Town which has been carried out in accordance with Canadian generally accepted auditing standards and are prepared to sign our Independent Auditor's Report subsequent to completion of the following procedures:

- Receipt of the signed management representation letter;
- Discussion of subsequent events with Council;
- Council's review and approval of the financial statements.

No significant limitations were placed on the scope or timing of our audit.

Independent Auditor's Report






We expect to have the above procedures completed and to release our Independent Auditor's Report on April 11, 2023.



Unless unforeseen complications arise, our Independent Auditor's Report will provide an unmodified opinion to the Council of the Town. A draft copy of our proposed Independent Auditor's Report has been included with this report. The matters disclosed in the Independent Auditor's Report are discussed further in the relevant sections of the Report.

Audit Reporting Matters

Our audit was carried out in accordance with Canadian generally accepted auditing standards, and included a review of all significant accounting and management reporting systems, with each material year end balance, key transaction and other events considered significant to the financial statements considered separately.

Significant Audit, Accounting and Reporting Matters

| Area | | Comments |
|---|--|---|
|  | Final Materiality | Final materiality used for our audit was \$115,000 for December 31, 2022. |
|  | Identified or Suspected Fraud | While our audit cannot be relied upon to detect all instances of fraud, no incidents of fraud, or suspected fraud, came to our attention in the course of our audit. |
|  | Identified or Suspected Non-Compliance with Laws and Regulations | Nothing has come to our attention that would suggest any non-compliance with laws and regulations that would have a material effect on the financial statements. |
|  | Matters Arising in Connection with Related Parties | No significant matters arose during the course of our audit in connection with related parties of the Town. |
|  | Auditor's Views of Significant Accounting Practices, Accounting Policies and Accounting Estimates | <p>The application of Canadian public sector accounting standards allows and requires the Town to make accounting estimates and judgments regarding accounting policies and financial statement disclosures.</p> <p>As auditors, we are uniquely positioned to provide open and objective feedback regarding your Town's accounting practices, and have noted the following items during the course of our audit that we wish to bring to your attention.</p> <p>The accounting policies used by the Town are appropriate and have been consistently applied.</p> |

| Area | | Comments |
|---|---|--|
|  | Financial Statement Disclosures | The disclosures made in the notes to the financial statements appear clear, neutral and consistent with our understanding of the entity and the amounts presented in the financial statements. |
|  | Significant Deficiencies in Internal Control | While our review of controls was not sufficient to express an opinion as to their effectiveness or efficiency, no significant deficiencies in internal control have come to our attention. |

Significant Risk Areas and Responses

| Significant Risk Area | Response and Conclusion |
|--|---|
| Sale of goods/rendering of services There are invoices paid in cash, deferred revenue is a complex area. | Agreed to third party supporting documentation on a sample basis. Grants are reviewed to ensure criteria is met prior to being recognized as revenue. |

Other Areas

| Area | Comments |
|---|---|
| Auditor Independence | We confirm to Council that we are independent of the Town. Our letter to Council discussing our independence is included as part of the additional materials attached to this report. |
| Management Representations | We have requested certain written representations from management, which represent a confirmation of certain oral representations given to us during the course of our audit. This letter, provided by management, has been included as additional material to this report. |
| Summary of Significant Differences | A few significant differences were proposed to management with respect to the December 31, 2022 financial statements. A summary of significant differences has been included with this report. |

We appreciate having the opportunity to meet with you and respond to any questions you may have about our audit, and to discuss any other matters that may be of interest to you.

Sincerely,

MNP LLP

Chartered Professional Accountants

encls

Appendix A - Summary of Significant Differences

| Description of Differences | Proposed Adjustments Dr (Cr) | | | | |
|---|------------------------------|-------------------------------|---------------|-------------|-------------|
| | Earnings | | Balance Sheet | | |
| | Identified | Likely Aggregate (Net of Tax) | Assets | Liabilities | Equity |
| To adjust debenture debt repayments against principal for financial statement presentation | \$ (129,968) | \$ (129,968) | \$ - | \$ - | \$ - |
| To adjust opening accumulated surplus to correct allocations | \$ (223,000) | \$ (223,000) | \$ (4,973) | \$ - | \$ 4,973 |
| To record prior year equity reclassifying entry | \$ (18,468) | \$ (18,468) | \$ - | \$ - | \$ - |
| To reclassify capital funding received | \$ (77,518) | \$ (77,518) | \$ - | \$ - | \$ - |
| To adjust GST balance to actual per discussion with Debbie on March 28, 2023 | \$ (14,179) | \$ (14,179) | \$ 14,179 | \$ - | \$ (14,179) |
| To record opening balance error from missed debenture interest accrual in the previous year | \$ (22,029) | \$ (22,029) | \$ - | \$ - | \$ - |
| Total | \$ (485,162) | \$ (485,162) | \$ 9,206 | \$ - | \$ (9,206) |
| Differences corrected by management | \$ (463,132) | \$ (463,132) | \$ 9,206 | \$ - | \$ (9,206) |
| Total differences net of corrections | \$ (22,029) | \$ (22,029) | \$ - | \$ - | \$ - |
| Final overall materiality | \$ 115,000 | \$ 115,000 | \$ 115,000 | \$ 115,000 | \$ 115,000 |

Appendix A - Summary of Significant Differences

(continued from previous page)

| Description of Differences | Proposed Adjustments Dr (Cr) | | | | |
|----------------------------|------------------------------|-------------------------------|---------------|-------------|------------|
| | Earnings | | Balance Sheet | | |
| | Identified | Likely Aggregate (Net of Tax) | Assets | Liabilities | Equity |
| Excess (shortfall) | \$ 104,057 | \$ 104,057 | \$ 115,000 | \$ 115,000 | \$ 115,000 |

April 11, 2023

Council
Town of Oyen
201 Main Street
Box 360
Oyen, AB T0J 2J0

Dear Sirs/Mesdames:

We have been engaged to audit the financial statements of Town of Oyen (the "Municipality") as at December 31, 2022 and for the year then ended.

CAS 260 *Communication With Those Charged With Governance* requires that we communicate with you matters that are significant to our engagement. One such matter is relationships between the Municipality and its related entities or persons in financial reporting oversight roles at the Municipality and MNP LLP and any affiliates ("MNP") that, in our professional judgment, may reasonably be thought to bear on our independence. In determining which relationships to report, the Standard requires us to consider relevant rules and related interpretations prescribed by the appropriate professional accounting body and applicable legislation, covering such matters as:

- (a) Holding a financial interest, either directly or indirectly, in a client;
- (b) Holding a position, either directly or indirectly, that gives the right or responsibility to exert significant influence over the financial or accounting policies of a client or a related entity;
- (c) Personal or business relationships of immediate family, close relatives, partners or retired partners, either directly or indirectly, with a client or a related entity;
- (d) Economic dependence on a client; and
- (e) Provision of non-assurance services in addition to the audit engagement.

We are not aware of any relationship between the Municipality and MNP that, in our professional judgment, may reasonably be thought to bear on our independence, which have occurred from January 1, 2022 to April 11, 2023.

We hereby confirm that MNP is independent with respect to the Municipality within the meaning of the Rules of Professional Conduct of the Chartered Professional Accountants of Alberta as of April 11, 2023.

This report is intended solely for the use of Council, management and others within the Municipality and should not be used for any other purposes.

We look forward to discussing with you the matters addressed in this letter as well as other matters that may be of interest to you at our meeting on April 11, 2023. We will be prepared to answer any questions you may have regarding our independence as well as other matters.

Sincerely,

MNP LLP

Chartered Professional Accountants

encls.

April 11, 2023

Ms. Ross
Town of Oyen
201 Main Street
Box 360
Oyen, AB T0J 2J0

Dear Ms. Ross:

Management letter for the year ended December 31, 2022

We have recently completed our audit of Town of Oyen in accordance with Canadian generally accepted auditing standards ("GAAS"). The objective of our audit was to express an opinion on the financial statements, which have been prepared in accordance with Canadian public sector accounting standards. Included in our audit was the consideration of internal control relevant to the preparation and fair presentation of the financial statements. This consideration of internal control was for the purpose of designing audit procedures that were appropriate in the circumstances. It was not for the purpose of expressing an opinion on the effectiveness of internal control or for identifying all significant control deficiencies that might exist.

An audit is not specifically designed to identify all matters that may be of interest to management in discharging its responsibilities, however, during the course of our audit, we did not identify any areas for improvement that we need to bring to your attention with this letter. It is our responsibility to communicate any significant deficiencies identified to those charged with governance. A significant deficiency in internal control is defined as a deficiency or combination of deficiencies in internal control that, in the auditor's professional judgment, is of sufficient importance to merit the attention of those charged with governance.

We would like to express our appreciation for the co-operation and assistance we have received during the course of our audit from you.

We would be pleased to discuss with you further any matters mentioned in this letter at your convenience. This communication is prepared solely for the information of management and is not intended for any other purpose. We accept no responsibility to any third party who uses this communication.

Sincerely,



Chartered Professional Accountants

encls.

January 18, 2023

Mrs. Ross
Town of Oyen
201 Main Street
Box 360
Oyen, AB T0J 2J0

Dear Mrs. Ross:

This letter will confirm the arrangements discussed with you regarding the services we will render to Town of Oyen (the "Town") commencing with the fiscal year ending December 31, 2022.

Our responsibilities

We will audit the financial statements of Town of Oyen for the year ended December 31, 2022.

Our audit will be conducted in accordance with Canadian generally accepted auditing standards. Accordingly, we will plan and perform our audit to obtain reasonable, but not absolute, assurance that the financial statements taken as a whole are free of material misstatement, whether caused by fraud or error.

Our responsibilities, objective, scope, independence and the inherent limitations of an audit conducted in accordance with Canadian generally accepted auditing standards are detailed in Appendix A, which forms part of our mutual understanding of the terms of this engagement.

Management's responsibilities

The operations of the Town are under the control of management, which has responsibility for the accurate recording of transactions and the preparation and fair presentation of the financial statements in accordance with Canadian public sector accounting standards. This includes the design, implementation and maintenance of internal controls relating to the preparation and presentation of the financial statements.

Appendix B, which describes in detail management's responsibilities with respect to this engagement, forms part of our mutual understanding of the terms of this engagement.

Reporting

Unless unanticipated difficulties are encountered, our report will be substantially in the form illustrated in Appendix C.

Tax services

As agreed, we will also prepare the following information return for the Town:

- Municipal Financial Information Return

We will prepare the information returns based on information provided by you, as well as through our discussions with management personnel. We will not audit, review or otherwise attempt to verify the accuracy or completeness of such information.

Fees and expenses

Our fees and expenses are discussed in detail in Appendix D.

Other matters

Based on our firm's client acceptance and continuance procedures, we will make inquiries and require certain information from the Town before final client acceptance is approved. We reserve the right to decline appointment if the results of our client acceptance procedures are not satisfactory.

We will, as permitted by the Rules of Professional Conduct, provide additional services upon request, in areas such as taxation, leadership and human resource management, communication, marketing, strategic planning, financial management and technology consulting.

Our standard terms and conditions, included as Appendix E, form part of our mutual understanding of the terms of this engagement. In the event that you choose to terminate this engagement based on the terms outlined in Appendix E, we reserve the right to notify all financial statement users of the change.

These terms will continue in effect from year to year, unless changed in writing.

We believe the foregoing correctly sets forth our understanding, but if you have any questions, please let us know. If you find the arrangements acceptable, please acknowledge your agreement to the understanding by signing and returning the engagement letter to us.

It is a pleasure for us to be of service to you. We look forward to many years of association with you and Town of Oyen.

Sincerely,

MNP LLP

Chartered Professional Accountants

encls.

RESPONSE:

This letter correctly sets forth the understanding of Town of Oyen.

[Signature]
Officer Signature

CMO
Title

Feb 1 / 23
Date

Appendix A: Our Audit Responsibilities, Objective, Scope and Limitations

The following details our responsibilities as auditors and the objective, scope, independence and inherent limitations of an audit conducted in accordance with Canadian generally accepted auditing standards.

Our responsibilities, objective and scope

Our audit will be planned and performed to obtain reasonable assurance that the financial statements taken as a whole are free of material misstatement, whether caused by fraud or error. If any of the following matters are identified, they will be communicated to the appropriate level of management:

- Misstatements, resulting from error, other than immaterial misstatements;
- Fraud or any information obtained that indicates that a fraud may exist;
- Material uncertainties related to events or conditions that may cast significant doubt on the entity's ability to continue as a going concern;
- Any evidence obtained that indicates non-compliance or possible non-compliance with laws and regulations has occurred;
- Significant deficiencies in the design or implementation of controls to prevent and detect fraud or misstatements; and
- Related party transactions identified that are not in the normal course of operations and that involve significant judgments made by management concerning measurement or disclosure.

The matters communicated will be those that we identify during the course of our audit. Audits do not usually identify all matters that may be of interest to management in discharging its responsibilities. The type and significance of the matter to be communicated will determine the level of management to which the communication is directed.

Furthermore, we will consider the Town's controls over financial reporting for the purpose of identifying types of potential misstatement, considering factors that affect the risks of material misstatement, and determining the nature, timing and extent of auditing procedures necessary for expressing our opinion on the financial statements. This consideration will not be sufficient to enable us to render an opinion on the effectiveness of controls over financial reporting nor to identify all significant deficiencies in the Town's system of financial controls.

Independence

The Rules of Professional Conduct require that we are independent when conducting this engagement. We will communicate to the Audit Committee any relationships between the Town (including related entities) and MNP LLP ("MNP") that, in our professional judgment, may reasonably be thought to bear on our independence.

If matters should arise during this engagement that can reasonably be assumed to have impaired our independence, we may need to withdraw from this engagement.

Appendix A: Our Audit Responsibilities, Objective, Scope and Limitations *(continued from previous page)*

Audit limitations

An audit involves performing procedures to obtain audit evidence regarding the amounts and disclosures in the financial statements. This includes evaluating the appropriateness of accounting policies used and the reasonableness of accounting estimates made by management, as well as evaluating the overall presentation, structure and content of the financial statements, including disclosures.

It is important to recognize that an auditor cannot obtain absolute assurance that material misstatements in the financial statements will be detected because of factors such as the use of judgment, selective testing of data, inherent limitations of controls, and the fact that much of the audit evidence available is persuasive rather than conclusive in nature.

Furthermore, because of the nature of fraud, including attempts at concealment through collusion and forgery, an audit designed and executed in accordance with Canadian generally accepted auditing standards may not detect a material misstatement due to fraud.

While effective controls reduce the likelihood that misstatements will occur and remain undetected, they do not eliminate that possibility. Therefore, we cannot guarantee that fraud, misstatements and non-compliance with laws and regulations, if present, will be detected when conducting an audit in accordance with Canadian generally accepted auditing standards.

The audit of the financial statements and the issuance of our audit opinion are solely for the use of the Town and those to whom our report is specifically addressed. We make no representations of any kind to any third party in respect of these financial statements and we accept no responsibility for their use by any third party. If our name is to be used in connection with the financial statements, you will attach our independent audit report when distributing the financial statements to third parties.

We ask that our names be used only with our consent and that any information to which we have attached a communication be issued with that communication unless otherwise agreed to by us.

Appendix B: Management Responsibilities

During the course of our audit, you will be required to provide and make available complete information that is relevant to the preparation and presentation of the financial statements, including:

- Financial records and related data, including data relevant to disclosures made in the financial statements;
- Copies of all minutes of meetings of council;
- Access to personnel to whom we may direct our inquiries;
- Information relating to any known or possible instances of non-compliance with laws, legislative or regulatory requirements (including financial reporting requirements);
- Information relating to all related parties and related party transactions; and
- Allowing access to those within the entity from whom the auditor determines it necessary to obtain audit evidence.

Management's responsibility with respect to fraud and misstatement includes:

- The design and implementation of controls for its prevention and detection;
- An assessment of the risk that the financial statements may be materially misstated;
- Disclosure of situations where fraud or suspected fraud involving management, employees who have significant roles in controls, or others, where the fraud could have a material effect on the financial statements, have been identified or allegations have been made; and
- Communicating your belief that the effects of any uncorrected financial statement misstatements aggregated during the audit are immaterial, both individually and in the aggregate, to the financial statements taken as a whole.

In accordance with Canadian generally accepted auditing standards, we will request a letter of representation from management at the close of our audit in order to confirm oral representations given to us and reduce the possibility of misunderstanding concerning matters that are the subject of the representations. These representations are used as evidence to assist us in deriving reasonable conclusions upon which our audit opinion is based.

If the Town plans any reproduction or publication of our report, or a portion thereof, printer's proofs of the complete documents should be submitted to us in sufficient time for our review, prior to making such documents publicly available. It will also be necessary for you to furnish us with a copy of the printed report. Further, it is agreed that in any electronic distribution, for example on Town of Oyen's website or on designated public document databases such as SEDAR, management is solely responsible for the accurate and complete reproduction of our report and the subject matter on which we reported, and for informing us of any subsequent changes to such documents. However, we are responsible to read the documents to ensure accuracy, and consider the appropriateness of other information accompanying the audited financial statements, upon initial posting.

Appendix C: Illustrative Independent Auditor's Report

To the Members of Town of Oyen:

Opinion

We have audited the financial statements of Town of Oyen (the "Town"), which comprise the statement of financial position as at December 31, 2022, and the statements of operations, accumulated surplus, changes in net financial assets (net debt) and cash flows for the year then ended, and notes to the financial statements, including a summary of significant accounting policies.

In our opinion, the accompanying financial statements present fairly, in all material respects, the financial position of the Town as at December 31, 2022, and the results of its operations, changes in its net financial assets (net debt) and its cash flows for the year then ended in accordance with Canadian public sector accounting standards.

Basis for Opinion

We conducted our audit in accordance with Canadian generally accepted auditing standards. Our responsibilities under those standards are further described in the Auditor's Responsibilities for the Audit of the Financial Statements section of our report. We are independent of the Town in accordance with the ethical requirements that are relevant to our audit of the financial statements in Canada, and we have fulfilled our other ethical responsibilities in accordance with these requirements. We believe that the audit evidence we have obtained is sufficient and appropriate to provide a basis for our opinion.

Other Matter

The financial statement for the year ended December 31, 2021 were audited by another auditor who expressed an unmodified opinion on those statements on April 12, 2022.

Responsibilities of Management and Those Charged with Governance for the Financial Statements

Management is responsible for the preparation and fair presentation of the financial statements in accordance with Canadian public sector accounting standards, and for such internal control as management determines is necessary to enable the preparation of financial statements that are free from material misstatement, whether due to fraud or error.

In preparing the financial statements, management is responsible for assessing the Town's ability to continue as a going concern, disclosing, as applicable, matters related to going concern and using the going concern basis of accounting unless management either intends to liquidate the Town or to cease operations, or has no realistic alternative but to do so.

Those charged with governance are responsible for overseeing the Town's financial reporting process.

Appendix C: Illustrative Independent Auditor's Report (continued from previous page)

Auditor's Responsibilities for the Audit of the Financial Statements

Our objectives are to obtain reasonable assurance about whether the financial statements as a whole are free from material misstatement, whether due to fraud or error, and to issue an auditor's report that includes our opinion. Reasonable assurance is a high level of assurance, but is not a guarantee that an audit conducted in accordance with Canadian generally accepted auditing standards will always detect a material misstatement when it exists. Misstatements can arise from fraud or error and are considered material if, individually or in the aggregate, they could reasonably be expected to influence the economic decisions of users taken on the basis of these financial statements.

As part of an audit in accordance with Canadian generally accepted auditing standards, we exercise professional judgment and maintain professional skepticism throughout the audit. We also:

- Identify and assess the risks of material misstatement of the financial statements, whether due to fraud or error, design and perform audit procedures responsive to those risks, and obtain audit evidence that is sufficient and appropriate to provide a basis for our opinion. The risk of not detecting a material misstatement resulting from fraud is higher than for one resulting from error, as fraud may involve collusion, forgery, intentional omissions, misrepresentations, or the override of internal control.
- Obtain an understanding of internal control relevant to the audit in order to design audit procedures that are appropriate in the circumstances, but not for the purpose of expressing an opinion on the effectiveness of the Town's internal control.
- Evaluate the appropriateness of accounting policies used and the reasonableness of accounting estimates and related disclosures made by management.
- Conclude on the appropriateness of management's use of the going concern basis of accounting and, based on the audit evidence obtained, whether a material uncertainty exists related to events or conditions that may cast significant doubt on the Town's ability to continue as a going concern. If we conclude that a material uncertainty exists, we are required to draw attention in our auditor's report to the related disclosures in the financial statements or, if such disclosures are inadequate, to modify our opinion. Our conclusions are based on the audit evidence obtained up to the date of our auditor's report. However, future events or conditions may cause the Town to cease to continue as a going concern.
- Evaluate the overall presentation, structure and content of the financial statements, including the disclosures, and whether the financial statements represent the underlying transactions and events in a manner that achieves fair presentation.

We communicate with those charged with governance regarding, among other matters, the planned scope and timing of the audit and significant audit findings, including any significant deficiencies in internal control that we identify during our audit.

Medicine Hat, Alberta

Chartered Professional Accountants

Appendix D: Fees and Expenses

Our fees are determined on the basis of time spent on the engagement at the tariff rates of various members of our team. Any disbursements will be added to the billing.

The estimate of fees for the audit [and preparation of the municipal financial information return are \$23,175.

Invoices will be rendered as work progresses in accordance with the following schedule:

| | | |
|-----------------|--|-------------------|
| Initial billing | Upon signing of the engagement letter | 50% of fees |
| Final billing | Upon release of the Independent Auditor's Report | Remainder of fees |

In signing this letter, you acknowledge your approval of the above billing schedule and amounts. Invoices expected to be issued that do not adhere to this schedule, or are in excess of the amounts noted above will be discussed with you for your approval. Fees collected will be applied to overdue invoices first, followed by subsequently issued invoices in order of issuance. If payment is not received in accordance with the above schedule, we will at our discretion cease all work until the scheduled payments are received. A statement indicating any outstanding invoices and/or fees held in advance will be provided to you at least annually. Upon completion of the engagement, any fees in excess of rendered invoices will be refunded within 30 days of the release of our Independent Auditor's Report on the financial statements. If, for any reason, we cannot complete the engagement, any excess fees will be refunded to you within 30 days of written notification of the termination of our services. Any unresolved dispute with respect to invoices rendered will be resolved through the Chartered Professional Accountants of Alberta's Fee Arbitration program and we will provide to them or its designee the fees received in advance, such funds to be paid out in accordance with the Arbitrator's decision.

Our estimated fees are based on our past experience and our knowledge of the Town. This estimate relies on the following assumptions:

- No significant deficiencies in internal controls which cause procedures to be extended;
- No major unadjusted misstatement(s) or un-reconciled balances;
- Significantly all adjusting entries are completed prior to trial balance and journal entries being provided to the audit team;
- All management and required staff are available as needed;
- Information and working papers required, as outlined in our letter of fiscal year-end requirements, are provided in the mutually agreed form and timing; and
- There are no changes to the agreed upon engagement timetable and reporting requirements.

We will ask that your personnel, to the extent possible, prepare various schedules and analysis, and make various invoices and other documents available to our team. This assistance will facilitate the progress of our work and minimize the cost of our service to you.

If any significant issues arise during the course of our audit work which indicate a possibility of increased procedures or a change in the audit timetable, these will be discussed with management by the practitioner leading your engagement so a mutually agreeable solution can be reached. In accordance with our standard terms and conditions, included as Appendix E, if significant changes to the arrangements set forth in this engagement letter are required, any change in scope of the engagement will need to be agreed in writing, in a "Change Order" agreement.

Appendix E: Standard Terms and Conditions

The following standard terms and conditions and engagement letter to which they are attached form one agreement and set out the terms and conditions upon which MNP LLP ("MNP") will provide services to you (the "Town").

1. **Timely Performance** - MNP will use all reasonable efforts to complete, within any agreed-upon time frame, the performance of the services described in the engagement letter to which these terms and conditions are attached. However, MNP shall not be liable for failures or delays in performance that arise from causes beyond our control, including the untimely performance by the Town of its obligations as set out in the engagement letter.
2. **Right to Terminate Services** - The Town may terminate the engagement upon 30 days written notice. If this occurs, the Town shall pay for time and expenses incurred by MNP up to the termination date, together with reasonable time and expenses incurred to bring the services to a close in a prompt and orderly manner. Should the Town not fulfil its obligations as set out herein and in the engagement letter, and in the event that the Town fails to remedy such default within 30 days following receipt of notice from MNP to that effect, MNP may, upon written notification and without prejudice to its other rights and resources, terminate provision of our services as described in the engagement letter. In such case, MNP shall not be responsible for any loss, costs, expenses, or damages resulting from such termination.
3. **Change Order** - If, subsequent to the date of this engagement letter, the Town requires significant changes to the arrangements set forth in this engagement letter, the Town will be required to agree to the change in scope of the engagement in writing, in a "Change Order" agreement. The "Change Order" agreement will set forth the revised arrangements and scope of services to be performed and any related additional fees associated.
4. **Fees** - Any fee estimates by MNP take into account the agreed-upon level of preparation and assistance from the Town's personnel. MNP undertakes to advise the Town's management on a timely basis should this preparation and assistance not be provided, or should any other circumstances arise which cause actual time to exceed the estimate.
5. **Administrative Expenses** - Administrative expenses include costs such as long distance telephone and telecommunication charges, photocopying, delivery, postage, and clerical assistance. These expenses are based on a percentage of our fees for professional services 5%. Where applicable, federal, provincial, or other goods and services or sales taxes have been paid on these expenses. Other major costs such as travel, meals, accommodation and other significant expenses will be charged as incurred.
6. **Billing** - Bills will be rendered on a regular basis as the assignment progresses. Accounts are due and payable upon receipt. Interest may be charged on the balance of any accounts remaining unpaid for more than 30 days, at a rate of 1.5% per month (19.56% per annum).
7. **Taxes** - All fees and other charges do not include any applicable federal, provincial, or other goods and services or sales taxes, or any other taxes or duties whether presently in force or imposed in the future. The Town shall assume and pay any such taxes or duties, without deduction from the fees and charges hereunder.

Appendix E: Standard Terms and Conditions *(continued from previous page)*

8. **Governing Law** - The engagement will be governed and construed in accordance with the laws of the Province of Alberta, and shall be deemed in all respects to be an Alberta contract. The Town and MNP submit to the courts of that jurisdiction with respect to all matters arising under or by virtue of this Agreement.
9. **Working Papers** - MNP owns all working papers and files, other materials, reports and work created, developed or performed during the course of the engagement, including intellectual property used in the preparation thereof. We will provide management with a copy of all practitioner-prepared working papers necessary for the Town's accounting records. MNP may develop software, including spreadsheets, documents, databases, and other electronic tools, to assist us with our assignment. As these tools and working papers were developed specifically for our purposes and without consideration of any purpose for which the Town might use them, any such tools which may be provided to the Town, will be made available on an "as is" basis only, at our discretion, and should not be distributed to or shared with any third party. Except as indicated in the Rules of Professional Conduct or by any legal proceeding, we have no responsibility to share our working papers with you or with any other parties.
10. **Data and Privacy** - The Town understands and agrees that you shall not provide us with information about any identifiable individual unless required for the purpose of the engagement, and in such event the Town shall only provide such information in compliance with applicable law, including obtaining consent where so required. Data received by MNP may be disclosed to vendors whose services are utilized by us in connection with the engagement. Some of these vendors are located outside Canada. Others, though located in Canada, may store or process your information outside the country. Data being uploaded and downloaded via vendor networks may reside on or transit servers located in or outside of Canada and in such cases, vendors may on occasion be required to disclose data in its custody to authorities of those jurisdictions. Additionally, in order to provide valuable insights on financial and other trends either (a) within your specific business organization over time, or (b) on an aggregated basis across an entire industry or sector, MNP may use relevant portions of data it receives from the Town for the purpose of conducting individualized (using your data only, for your eyes only) and aggregated analytics (using many data sources). Analytics involves the processing of anonymized data sets to draw conclusions about the information they contain. Even when using aggregated data sources, we only perform analytics on data that is disassociated from the identity of its source. None of the analysis generated from aggregated data processing contains any information which would identify those specific individuals or entities from which the underlying information was obtained. As such, none of the analytics reporting based on aggregated data will result in a disclosure of personal information. Finally, the Town acknowledges that our client files must be periodically reviewed by provincial or national practice inspectors and by other Firm personnel to ensure we are adhering to professional and Firm standards. MNP's privacy policy is posted on our website at <https://www.mnp.ca/en/privacy-policy> and may be updated from time to time.

Appendix E: Standard Terms and Conditions *(continued from previous page)*

11. **Nature of the Limited Liability Partnership (LLP)** - MNP is a registered limited liability partnership, as permitted by legislation enacted in our governing jurisdiction of the Province of Alberta. This legislation provides that a partner of an LLP is not personally liable for any of the debts, obligations, or liabilities of the LLP or any of the other partners which may arise as a result of any negligent act or omission of another partner of the LLP, or by any employee of the partnership, unless such act or omission is committed by the partner him or herself or by a person under the partner's direct supervision and control. All partners of an LLP remain personally liable for any acts or omissions arising as a result of their own negligence, and for the acts or omissions of those directly under their supervision or control, and shall continue to be subject to unlimited personal liability for all of the other liabilities of the partnership. The legislation does not reduce or limit in any way the liability of the partnership itself, and all of the partnership's assets and insurance coverage remain at risk.

12. **Release and Limitation of Liability** - The Town and MNP agree to the following with respect to MNP's liability to the Town:

In any action, claim, loss or damage arising out of the engagement, the Town agrees that MNP's liability will be several and not joint and the Town may only claim payment from MNP of MNP's proportionate share of the total liability based on the degree of fault of MNP as finally determined by a court of competent jurisdiction.

Other than for matters finally determined to have resulted from the gross negligence, fraud or willful misconduct of MNP, whether the claim be in tort, contract, or otherwise:

- i. MNP shall not be liable to the Town and the Town releases MNP for all claims, damages, costs, charges and expenses (including legal fees and disbursements) incurred or suffered by the Town related to, arising out of, or in any way associated with the engagement to the extent that the aggregate of such amounts is in excess of the total professional fees paid by the Town to MNP in connection with this engagement during the 12 month period commencing from the date of the engagement letter to which these terms and conditions are attached; and,
- ii. MNP shall not be liable to the Town for any consequential, indirect, lost profit or similar damages, or failure to realize expected savings, relating to MNP's services provided under the engagement letter to which these terms and conditions are attached.

Appendix E: Standard Terms and Conditions *(continued from previous page)*

13. **Indemnity** - The Town agrees to jointly and severally indemnify and hold harmless MNP against:
- a. All claims, damages, costs, charges and expenses (including legal fees and disbursements) which are related to, arise out of, or are in any way associated with the engagement, whether the claims are civil, penal, regulatory, or administrative in nature, other than those finally determined by a court of competent jurisdiction to have resulted from MNP's gross negligence, fraud or willful misconduct; and,
 - b. Notwithstanding "a.," all claims, damages, costs, charges and expenses (including legal fees and disbursements) which are related to, arise out of, or are in any way associated with the engagement, whether the claims are civil, penal, regulatory, or administrative in nature, that arise from or are based on any deliberate misstatement or omission in any material, information or representation supplied or approved by any officer or member of the Board of Directors of the Town.

For the purposes of paragraph 12. and 13., "MNP" shall mean MNP LLP and its directors, officers, partners, professional corporations, employees, subsidiaries and affiliates and to the extent providing services under the engagement letter to which these terms are attached, MNP LLP, its member firms, and all of their partners, principals, members, owners, directors, staff and agents; and in all cases any successor or assignee.

14. **Survival of Terms** - The Town and MNP agree that clauses 12. and 13. will survive termination of the engagement.
15. **Electronic Communications** - Unless the Town prefers we use a particular manner of communication and specifies as much in writing, MNP will use whatever form of communication it deems most efficient in the circumstances. In many instances, this will involve the use of internet e-mail. With respect to internet e-mail, MNP and the Town both acknowledge that neither party has control over the performance, reliability, availability, or security of internet e-mail. Additionally, MNP staff may be required or requested to work from your offices during which visits access to and use of and reliance upon your electronic environment (including but not limited to, your network, Internet, and extranet resources) is necessitated. The Town accepts that MNP shall not be liable for any loss, damage, expense, harm or inconvenience resulting from any loss, delay, interception, corruption, security breach, delivery failure, incompatibility, incompleteness or alteration of any document or transmission arising from the use of e-mail or the transmission of any document outside of MNP's electronic environment.
16. **Confirmation.com** - By signing this engagement letter, you agree to the use by MNP of Capital Confirmation Inc. ("CCI") as a third party service provider and the use of CCI's platform (the "Platform") to prepare, request and receive confirmations required to perform the engagement. You acknowledge and agree that data being uploaded/downloaded via the Platform may reside on servers located in the United States and that CCI could be required to disclose data, including personal information, in its custody to the United States government, government agencies, courts or law enforcement or regulatory agencies pursuant to the laws of the United States. MNP shall not be liable for any loss or damage arising from your or MNP's use of CCI as a service provider or use of the Platform, including any losses relating to CCI's collection, use, disclosure or loss of your data or personal information. You agree to pay all fees for requesting and receiving confirmations. For more information, you can review the third party service provider's Terms and Conditions and Privacy Policy on CCI's website at: <https://www.confirmation.com/>.

Appendix E: Standard Terms and Conditions *(continued from previous page)*

17. **Praxity** - We are an independent accounting firm allowed to use the name "PRAXITY" in relation to our practice. We are not connected by ownership to any other firm using the name "PRAXITY" and we will be solely responsible for all work carried out by us on your behalf. In deciding to instruct us you acknowledge that we have not represented to you that any other firm using the name "PRAXITY" will in any way be responsible for the work we do.

18. **Solicitation** - The Town agrees that for a period of one year after completion of the services, it shall not, directly or indirectly, for itself or for any third party, solicit the services of, hire, contract for the services of, or otherwise entice away from their partnership, employment or contract of services with MNP or any MNP Person. In the event of a breach of this section by the Town, the Town shall be obliged to pay to MNP liquidated damages in the amount of one hundred fifty (150%) percent of the total compensation the Town or third party offered to pay the individual in their first year of service to such party, or one hundred fifty (150%) percent of total compensation the Town or third party actually paid to the individual in their first year of service to such party, whichever is greater. The Town further understands that any breach by the Town of this provision may result in a threat to our independence which may prevent us from accepting or continuing any engagement to provide assurance services to the Town. "MNP Person" means any and all partners, employees and contractors providing services to MNP, whether for a defined or indefinite period or on a part-time or full-time basis, and with whom the Town had contact during the term of this engagement.

Town of Oyen
201 Main Street
Box 360
Oyen, AB T0J 2J0

April 11, 2023

MNP LLP
666 - 4th Street SE
Medicine Hat, Alberta T1A 0K9

To Whom It May Concern:

In connection with your audit of the financial statements of Town of Oyen (the "Town") as at December 31, 2022 and for the year then ended, we hereby confirm to the best of our knowledge and belief, the following representations made to you during the course of your audit.

We understand that your audit was made in accordance with Canadian generally accepted auditing standards. Accordingly, the audit included an examination of the accounting system, controls and related data, and tests of the accounting records and such other auditing procedures as you considered necessary in the circumstances, for the purpose of expressing an opinion on the financial statements. We also understand that such an audit is not designed to identify, nor can it necessarily be expected to disclose, misstatements, non-compliance with laws and regulations, fraud or other irregularities, should there be any.

Certain representations in this letter are described as being limited to matters that are material. An item is considered material, regardless of its monetary value, if it is probable that its omission from or misstatement in the financial statements would influence the decision of a reasonable person relying on the financial statements.

Financial Statements

1. We have fulfilled our responsibilities, as set out in the terms of the audit engagement letter dated January 18, 2023, for the preparation and fair presentation of the Town's financial statements in accordance with Canadian public sector accounting standards. We believe these financial statements are complete and present fairly, in all material respects, the financial position of the Town as at December 31, 2022, and the results of its operations and its cash flows, in accordance with Canadian public sector accounting standards.
2. All transactions have been recorded in the accounting records and are reflected in the financial statements, and are reported in the appropriate period.
3. We acknowledge that we are responsible for the accounting policies followed in the preparation of the Town's financial statements. Significant accounting policies, and any related changes to significant accounting policies, are disclosed in the financial statements. The selection of accounting policies is appropriate in accordance with the requirements of Canadian public sector accounting standards, and are applied consistently throughout the financial statements.

- Estimates

4. All significant judgments made in making the accounting estimates have taken into account all relevant information of which we are aware.
5. The selection and application of the methods, assumptions and data used in making the accounting estimates are consistent and appropriate.
6. The assumptions relevant to accounting estimates and disclosures appropriately reflect our intent and ability to carry out specific courses of action on behalf of the entity.
7. Disclosures related to accounting estimates, including disclosures describing estimation uncertainty, are complete and are reasonable in the context of Canadian public sector accounting standards.
8. Appropriate specialized skills or expertise have been applied in making the accounting estimates.
9. No subsequent event requires adjustment to the accounting estimates and related disclosures included in the financial statements.
10. We are aware of and concur with the contents and results of the attached journal entries prepared by you, and accept responsibility for the financial statement effects of the entries.
11. We believe the effects of those uncorrected financial statement differences aggregated by you during the audit are immaterial, both individually and in the aggregate, to the financial statements taken as a whole. A summary of these differences has been attached to this written representation.
12. Related party relationships and transactions have been appropriately accounted for and disclosed in accordance with the requirements of Canadian public sector accounting standards.
13. All events or transactions that have occurred subsequent to the statement of financial position and for which Canadian public sector accounting standards require adjustment or disclosure have been adjusted or disclosed appropriately in the financial statements.
14. All plans or intentions that may affect the carrying value or classification of assets and liabilities are appropriately reflected in the financial statements in accordance with Canadian public sector accounting standards.
15. All liabilities, both known and contingent, requiring recognition or disclosure in the financial statements in accordance with the requirements of Canadian public sector accounting standards have been adjusted or disclosed as appropriate.
16. All outstanding and possible claims, whether or not they have been discussed with legal counsel, have been disclosed to you and are appropriately reflected in the financial statements.
17. All assets, wherever located, to which the Town had satisfactory title at the year-end, have been fairly stated and recorded in the financial statements. The assets are free from hypothecation, liens and encumbrances, except as noted in the financial statements. We have disclosed the nature and carrying amounts of any assets pledged as collateral. All assets of uncertain value, and restrictions imposed on assets, are appropriately reported in the financial statements.

18. All aspects of laws, regulations or contractual agreements, including non-compliance, are appropriately reflected in the financial statements.
19. All cash accounts have been appropriately recorded in the financial statements and all terms and associated conditions have been disclosed to you in full. We have provided you with the most current banking agreements.
20. Accounts and contributions receivable are correctly described in the records and represent valid claims as at December 31, 2022. An appropriate allowance has been made for losses from uncollectible accounts and for costs or expenses that may be incurred with respect to sales made or services rendered.
21. Inventory is correctly recorded in the financial statements in accordance with the requirements of Canadian public sector accounting standards. All required provisions for slow-moving, obsolete, and unsaleable stock have been recorded. Inventory does not include any goods on consignment to others or goods invoiced to customers.
22. All charges to tangible capital assets represent capital expenditures. No expenditures of a capital nature were charged to operations of the Town. Depreciation of property, plant and equipment has been recorded according to our best estimates of their useful lives. All events or circumstances giving rise to impairments are appropriately reflected in the financial statements.
23. Government transfers have been recognized when the transfer is authorized, and all eligibility criteria have been met.
24. All long-term debt has been appropriately recorded in the financial statements. All payments and accrued interest have been accounted for. The current portion of long-term debt is appropriately classified. All terms and conditions have been fully disclosed in the financial statements. We have provided you with the most current debt and financing agreements.
25. Revenue has been recognized only where sales have been made and items delivered, or services rendered, and the amounts have been collected or are collectible. Revenues do not include any amounts arising from consignment sales or from any other transaction from which the Town is not entitled to the proceeds.
26. We have identified all financial instruments, including derivatives, and hedging relationships. These have been appropriately recorded and disclosed in the financial statements in accordance with the requirements of Canadian public sector accounting standards.

Information Provided

1. We have responded fully to all inquiries made to us and have made available to you:
 - A complete record of all financial records that are relevant to the preparation and presentation of the financial statements and related data and minutes of the meetings of Council held throughout the year to the present date as well as summaries of recent meetings for which minutes have not yet been prepared;
 - Additional information that you have requested from us for the purpose of your audit;
 - Unrestricted access to persons within the entity from whom you determined it necessary to obtain audit evidence.
2. We acknowledge management's responsibility for the design, implementation and operation of controls that have been designed to prevent and detect fraud.


3. We have assessed the risk that the financial statements may be materially misstated as a result of fraud, and have determined such risk to be low.
4. Where the impact of any frauds or suspected frauds, and non-compliance or possible non-compliance with laws and regulations, has a material effect on the financial statements, we have disclosed to you all known significant facts relating thereto, including circumstances involving management, employees having significant roles over controls, and others. We have made known to you any allegations of fraud or suspected fraud communicated by employees, former employees, analysts, regulators and others. The effects of such events, if any, are properly presented in the financial statements.
5. We have disclosed to you all deficiencies in the design or operation of internal controls over financial reporting of which we are aware.
6. We have disclosed to you all aspects of laws, regulations or contractual agreements that may affect the financial statements, including non-compliance.
7. We have disclosed to you the identities of all related parties to the Town and all related party relationships and transactions of which we are aware.
8. We have no knowledge of side agreements (contractual or otherwise) with any parties that have not been disclosed to you.
9. There are no discussions with your firm's personnel regarding employment with the Town.

Professional Services


1. We acknowledge the engagement letter dated January 18, 2023, which states the terms of reference regarding your professional services.
2. We are not aware of any reason why MNP LLP would not be considered independent for purposes of the Town's audit.

Sincerely,

Town of Oyen



Signature



Title

MNP LLP
Audit Program - Summary of Differences


Client: Town of Oyon
 Client #: 1001433
 Year End: 31/12/2022

| Journal entry # | Ref | Type and Cause of Difference | Identified (A) | Possible (B) | Justify Appropriate | Income Tax Effect | Net Income after Tax | Total Gain (Loss) | Opening Equity | Current Assets | Other Assets | Current Liabilities | LT Liabilities | Other Equity | Closing Equity | Out of Balance | Push to Reserve (Tracked) |
|--|-----|---|------------------|--------------|---------------------|-------------------|----------------------|-------------------|----------------|------------------|----------------|---------------------|----------------|----------------|------------------|----------------|---------------------------|
| 1 | | To record debiturne debt repayment signed previous for financial statement presentation. | (129,867.00) | 0.00 | (129,867.00) | 0.00 | (129,867.00) | 0.00 | 0.00 | 0.00 | 0.00 | 0.00 | 0.00 | 129,867.00 | (129,867.00) | 0.00 | Yes |
| 2 | | To adjust opening accumulated surplus to correct allocations | (223,000.00) | 0.00 | (223,000.00) | 0.00 | (223,000.00) | 0.00 | 0.00 | 0.00 | (49,727.86) | 0.00 | 0.00 | 227,817.76 | (223,000.00) | 0.00 | Yes |
| 3 | | To record prior year equity reclassifying entry | (18,467.70) | 0.00 | (18,467.70) | 0.00 | (18,467.70) | 0.00 | 0.00 | 0.00 | 0.00 | 0.00 | 0.00 | 18,467.70 | (18,467.70) | 0.00 | Yes |
| 4 | | To reclassify capital funding received | (77,518.06) | 0.00 | (77,518.06) | 0.00 | (77,518.06) | 0.00 | 0.00 | 0.00 | 0.00 | 0.00 | 0.00 | 77,518.06 | (77,518.06) | 0.00 | Yes |
| 5 | | To adjust equity as eligible assets) results to adjust to prior year | 0.00 | 0.00 | 0.00 | 0.00 | 0.00 | 0.00 | 0.00 | 0.00 | 0.00 | 0.00 | 0.00 | 0.00 | 0.00 | 0.00 | No |
| 6 | | To record equity reclassification on balance sheet March 20, 2023 | (14,170.27) | 0.00 | (14,170.27) | 0.00 | (14,170.27) | 0.00 | 0.00 | 14,170.27 | 0.00 | 0.00 | 0.00 | 0.00 | (14,170.27) | 0.00 | Yes |
| CLIENT1 | 104 | To record entry made by client after the total balance was entered (Retirement Equity) | (114.36) | 0.00 | (114.36) | 0.00 | (114.36) | 0.00 | 0.00 | 0.00 | 114.36 | 0.00 | 0.00 | 0.00 | (114.36) | 0.00 | No |
| CLIENT12 | 104 | To record entry made by client after the total balance was entered (Payroll Account) | 39,540.04 | 0.00 | 39,540.04 | 0.00 | 39,540.04 | 0.00 | 0.00 | 0.00 | 0.00 | (39,540.04) | 0.00 | 0.00 | 39,540.04 | 0.00 | No |
| CLIENT13 | 104 | To record entry made by client after the total balance was entered (CIRA adjustments) | 0.00 | 0.00 | 0.00 | 0.00 | 0.00 | 0.00 | 0.00 | 0.00 | 0.00 | 0.00 | 0.00 | 0.00 | 0.00 | 0.00 | No |
| CLIENT14 | 104 | To record entry made by client after the total balance was entered (Revenue Canada Adjustments) | 0.00 | 0.00 | 0.00 | 0.00 | 0.00 | 0.00 | 0.00 | 0.00 | 0.00 | 0.00 | 0.00 | 0.00 | 0.00 | 0.00 | No |
| CLIENT15 | 104 | To record entry made by client after the total balance was entered (Deferred Revenue Adjustments) | 0.00 | 0.00 | 0.00 | 0.00 | 0.00 | 0.00 | 0.00 | 0.00 | 0.00 | 0.00 | 25,000.70 | 25,000.70 | 0.00 | 0.00 | No |
| CLIENT16 | 104 | To record entry made by client after the total balance was entered (Disbursements Debt Adjustments) | 0.00 | 0.00 | 0.00 | 0.00 | 0.00 | 0.00 | 0.00 | 0.00 | 0.00 | 0.00 | 1,291,007.60 | (1,291,007.60) | 0.00 | 0.00 | No |
| CLIENT17 | 104 | To record entry made by client after the total balance was entered (Revenue Canada Adjustments) | (1,740.52) | 0.00 | (1,740.52) | 0.00 | (1,740.52) | 0.00 | 0.00 | 0.00 | 0.00 | 1,740.52 | 0.00 | 0.00 | (1,740.52) | 0.00 | No |
| Client adjustments (see page 5) | | | (426,432) | 0 | (426,432) | 0 | (426,432) | 0 | 0 | 14,170.27 | (4,830) | (37,823) | 167,214 | 284,346 | (426,432) | 0 | 0 |

| Adjusted Differences | | | | | | | | | | | | | | | | | |
|--|--|--|------------------|--------------|---------------------|-------------------|----------------------|-------------------|----------------|------------------|----------------|---------------------|----------------|----------------|------------------|----------------|---------------------------|
| Adjustment to Earnings/Comprehensive Income Statement/Measurement Chart (Loss) | | | | | | | | | | | | | | | | | |
| EAT (USD) | | | | | | | | | | | | | | | | | |
| Adjustment to Balance Sheet Items | | | | | | | | | | | | | | | | | |
| EAT (USD) | | | | | | | | | | | | | | | | | |
| | | | Identified (A) | Possible (B) | Justify Appropriate | Income Tax Effect | Net Income after Tax | Total Gain (Loss) | Opening Equity | Current Assets | Other Assets | Current Liabilities | LT Liabilities | Other Equity | Closing Equity | Out of Balance | Push to Reserve (Tracked) |
| | | | (129,867.00) | 0.00 | (129,867.00) | 0.00 | (129,867.00) | 0.00 | 0.00 | 0.00 | 0.00 | 0.00 | 0.00 | 129,867.00 | (129,867.00) | 0.00 | Yes |
| | | | (223,000.00) | 0.00 | (223,000.00) | 0.00 | (223,000.00) | 0.00 | 0.00 | 0.00 | (49,727.86) | 0.00 | 0.00 | 227,817.76 | (223,000.00) | 0.00 | Yes |
| | | | (18,467.70) | 0.00 | (18,467.70) | 0.00 | (18,467.70) | 0.00 | 0.00 | 0.00 | 0.00 | 0.00 | 0.00 | 18,467.70 | (18,467.70) | 0.00 | Yes |
| | | | (77,518.06) | 0.00 | (77,518.06) | 0.00 | (77,518.06) | 0.00 | 0.00 | 0.00 | 0.00 | 0.00 | 0.00 | 77,518.06 | (77,518.06) | 0.00 | Yes |
| | | | 0.00 | 0.00 | 0.00 | 0.00 | 0.00 | 0.00 | 0.00 | 0.00 | 0.00 | 0.00 | 0.00 | 0.00 | 0.00 | 0.00 | No |
| | | | (14,170.27) | 0.00 | (14,170.27) | 0.00 | (14,170.27) | 0.00 | 0.00 | 14,170.27 | 0.00 | 0.00 | 0.00 | 0.00 | (14,170.27) | 0.00 | Yes |
| | | | (114.36) | 0.00 | (114.36) | 0.00 | (114.36) | 0.00 | 0.00 | 0.00 | 114.36 | 0.00 | 0.00 | 0.00 | (114.36) | 0.00 | No |
| | | | 39,540.04 | 0.00 | 39,540.04 | 0.00 | 39,540.04 | 0.00 | 0.00 | 0.00 | 0.00 | (39,540.04) | 0.00 | 0.00 | 39,540.04 | 0.00 | No |
| | | | 0.00 | 0.00 | 0.00 | 0.00 | 0.00 | 0.00 | 0.00 | 0.00 | 0.00 | 0.00 | 0.00 | 0.00 | 0.00 | 0.00 | No |
| | | | 0.00 | 0.00 | 0.00 | 0.00 | 0.00 | 0.00 | 0.00 | 0.00 | 0.00 | 0.00 | 0.00 | 0.00 | 0.00 | 0.00 | No |
| | | | 0.00 | 0.00 | 0.00 | 0.00 | 0.00 | 0.00 | 0.00 | 0.00 | 0.00 | 0.00 | 25,000.70 | 25,000.70 | 0.00 | 0.00 | No |
| | | | 0.00 | 0.00 | 0.00 | 0.00 | 0.00 | 0.00 | 0.00 | 0.00 | 0.00 | 0.00 | 1,291,007.60 | (1,291,007.60) | 0.00 | 0.00 | No |
| | | | (1,740.52) | 0.00 | (1,740.52) | 0.00 | (1,740.52) | 0.00 | 0.00 | 0.00 | 0.00 | 1,740.52 | 0.00 | 0.00 | (1,740.52) | 0.00 | No |
| Client adjustments (see page 5) | | | (426,432) | 0 | (426,432) | 0 | (426,432) | 0 | 0 | 14,170.27 | (4,830) | (37,823) | 167,214 | 284,346 | (426,432) | 0 | 0 |

MNP LLP
Audit Program - Summary of Differences

Client: Town of Oyen
 Client #: 1001433
 Year End: 3/11/2022



Threshold of Clearly Trivial: 5% 8,750

Adjustment to Financial Statement Income Item/Measurement Gain/(Loss)
 DR (CR)

| Journal Entry # | Type and Cause of Difference | Debit (A) | Credit (B) | Net Income Effect | Income Tax Effect | Net Income after Tax | Ret. Gain (Loss) | Opening Equity | Current Assets | Other Assets | Current Liabilities | LT Liabilities | Other Equity | Closing Equity | Out of Balance |
|-----------------|---|-----------|------------|-------------------|-------------------|----------------------|------------------|----------------|----------------|--------------|---------------------|----------------|--------------|----------------|----------------|
| | Appropriate of insignificant differences identified | 0 | 0 | 0 | 0 | 0 | 0 | 0 | 0 | 0 | 0 | 0 | 0 | 0 | 0 |

Accumulated Unadjusted & Insignificant Differences

| Category | Debit (A) | Credit (B) | Net Income Effect | Income Tax Effect | Net Income after Tax | Ret. Gain (Loss) | Opening Equity | Current Assets | Other Assets | Current Liabilities | LT Liabilities | Other Equity | Closing Equity | Out of Balance |
|---|-----------|------------|-------------------|-------------------|----------------------|------------------|----------------|----------------|--------------|---------------------|----------------|--------------|----------------|----------------|
| Accuracy | (19,843) | 0 | (19,843) | 0 | (19,843) | 0 | (11,698) | 0 | 0 | 0 | 0 | 22,891 | (92,699) | |
| Errors of accumulated unadjusted differences over materiality | 115,000 | 115,000 | 115,000 | 115,000 | 115,000 | 115,000 | 115,000 | 115,000 | 115,000 | 115,000 | 115,000 | 115,000 | 115,000 | |
| | 194,637 | 115,000 | 94,637 | 115,000 | 94,637 | 115,000 | 193,344 | 115,000 | 115,000 | 115,000 | 115,000 | 118,000 | 92,911 | |

Unrecorded Opening Differences

Adjustment to Financial Statement Income Item
 DR (CR)

| Year | Type and Cause of Difference | Debit (A) | Credit (B) | Net Income Effect | Income Tax Effect | Net Income after Tax | Ret. Gain (Loss) | Opening Equity | Current Assets | Other Assets | Current Liabilities | LT Liabilities | Other Equity | Closing Equity | Out of Balance |
|-----------|---|-----------|------------|-------------------|-------------------|----------------------|------------------|----------------|----------------|--------------|---------------------|----------------|--------------|----------------|----------------|
| 2021 - 7 | TCA expensed in FY - capitalized in 2022 by CAO | 11,000.00 | 0.00 | 11,000.00 | 0.00 | 11,000.00 | 0.00 | (11,000.00) | 0.00 | 0.00 | 0.00 | 0.00 | 0.00 | 0.00 | |
| 2021 - 8 | | 0.00 | 0.00 | 0.00 | 0.00 | 0.00 | 0.00 | 0.00 | 0.00 | 0.00 | 0.00 | 0.00 | 0.00 | 0.00 | |
| 2021 - 9 | | 0.00 | 0.00 | 0.00 | 0.00 | 0.00 | 0.00 | 0.00 | 0.00 | 0.00 | 0.00 | 0.00 | 0.00 | 0.00 | |
| 2021 - 10 | | 0.00 | 0.00 | 0.00 | 0.00 | 0.00 | 0.00 | 0.00 | 0.00 | 0.00 | 0.00 | 0.00 | 0.00 | 0.00 | |
| | Closing equity differences | 11,000 | 0 | 11,000 | 0 | 11,000 | 0 | (11,000) | 0 | 0 | 0 | 0 | 0 | 0 | |

Town of Oyen

Year End: December 31, 2022

Trial Balance

| Account | Prelim | Adj's | Reclass | Rep | Rep 12/21 | Amount | Chg %Chg |
|---|----------------------|-------------------|--------------------|----------------------|----------------------|---------------------|--------------|
| 30000000 Bank indebtedness | 0.00 | 0.00 | 0.00 | 0.00 | (579,318.91) | 579,318.91 | (100) |
| 30011200 Bank: Petty Cash | 70.91 | 0.00 | 0.00 | 70.91 | 70.91 | 0.00 | 0 |
| 30011210 Bank: Cash Floats | 100.00 | 0.00 | 0.00 | 100.00 | 250.00 | (150.00) | (60) |
| 30012100 Bank: TD Account | 493,989.98 | 0.00 | 1,936.85 | 495,926.83 | (594,833.66) | 1,090,760.49 | (183) |
| 30012101 Bank - contra | 0.00 | 0.00 | 0.00 | 0.00 | 579,318.91 | (579,318.91) | (100) |
| 30012105 Bank: Tax Recovery Account | 15,011.26 | 0.00 | 0.00 | 15,011.26 | 15,011.26 | 0.00 | 0 |
| 30012110 Bank-ATB Account | 3,295.39 | 0.00 | 0.00 | 3,295.39 | 182.58 | 3,112.81 | 1705 |
| A Cash | 512,467.54 | 0.00 | 1,936.85 | 514,404.39 | (579,318.91) | 1,093,723.30 | (189) |
| 30021100 Taxes Receivable | 79,439.26 | 0.00 | (31,702.78) | 47,736.48 | 81,984.43 | (34,247.95) | (42) |
| 31223800 GTF Recievable | 180,909.00 | 0.00 | 0.00 | 180,909.00 | 0.00 | 180,909.00 | 0 |
| 31226000 GST PAID | 69,002.69 | (58,953.54) | 0.00 | 10,049.15 | 17,643.63 | (7,594.48) | (43) |
| 31226100 Gst: ITC Rebate | (44,385.17) | 44,385.17 | 0.00 | 0.00 | 0.00 | 0.00 | 0 |
| 31227000 Gen Admin: Accounts Receivable | 311,841.20 | 0.00 | 0.00 | 311,841.20 | 153,786.24 | 158,054.96 | 103 |
| 31227400 Gen Admin: Accounts Receivable Insurance | (99.00) | 0.00 | 0.00 | (99.00) | 4,679.96 | (4,778.96) | (102) |
| 31249000 Gen Admin: Prepaid Insurance | 2,678.00 | 0.00 | 0.00 | 2,678.00 | 8,975.00 | (6,297.00) | (70) |
| 32327100 FIRE:ACCOUNTS RECEIVABLE | 0.00 | 0.00 | 0.00 | 0.00 | 66,849.28 | (66,849.28) | (100) |
| 33224800 ROADS- CONDITIONAL GRANTS RE | 0.00 | 0.00 | 0.00 | 0.00 | 207,901.39 | (207,901.39) | (100) |
| 33327100 AIRPORT:ACCOUNTS RECEIVABLE | 0.00 | 0.00 | 0.00 | 0.00 | 3,518.83 | (3,518.83) | (100) |
| 34127100 Water: Accounts Receivable | 88,050.00 | 0.00 | 0.00 | 88,050.00 | 105,757.67 | (17,707.67) | (17) |
| 34127101 Water: Accounts Receivable - Bulk Sales | (0.02) | 0.00 | 0.00 | (0.02) | 0.00 | (0.02) | 0 |
| 35120000 FCSS:ACCOUNTS RECEIVABLE | 0.00 | 0.00 | 0.00 | 0.00 | 3,659.00 | (3,659.00) | (100) |
| 37227100 Rec Admin: Accounts Receivable | 78,680.81 | 0.00 | 0.00 | 78,680.81 | 79,409.31 | (728.50) | (1) |
| 37227160 ARENA:ACCOUNTS RECEIVABLE | 0.00 | 0.00 | 0.00 | 0.00 | 2,966.75 | (2,966.75) | (100) |
| 41226000 GST Collectible | (28,747.24) | 28,747.24 | 0.00 | 0.00 | (6,774.72) | 6,774.72 | (100) |
| C Accounts Receivable | 737,369.53 | 14,178.87 | (31,702.78) | 719,845.62 | 730,356.77 | (10,511.15) | (1) |
| 36235000 COMM SER:LOAN RECEIVABLE | 0.00 | 0.00 | 0.00 | 0.00 | 315,706.70 | (315,706.70) | (100) |
| 37227440 Golf Course Loan Receivable | 25,000.00 | 0.00 | 0.00 | 25,000.00 | 30,000.00 | (5,000.00) | (17) |
| D Loans and Notes Receivable | 25,000.00 | 0.00 | 0.00 | 25,000.00 | 345,706.70 | (320,706.70) | (93) |
| 36657000 Land: Inventory (Sec 34) | 262,131.71 | 0.00 | 45,336.21 | 307,467.92 | 307,467.92 | 0.00 | 0 |
| E Inventory | 262,131.71 | 0.00 | 45,336.21 | 307,467.92 | 307,467.92 | 0.00 | 0 |
| 30012120 Bank: GIC REC. Account | 50,000.00 | 0.00 | 0.00 | 50,000.00 | 0.00 | 50,000.00 | 0 |
| 30080000 UFA Equity | 5,647.97 | 114.39 | 0.00 | 5,762.36 | 5,647.97 | 114.39 | 2 |
| N Investments | 55,647.97 | 114.39 | 0.00 | 55,762.36 | 5,647.97 | 50,114.39 | 887 |
| 30061000 Fixed Assets: Eng. Structures | 28,895,971.52 | 0.00 | 0.00 | 28,895,971.52 | 28,889,795.20 | 6,176.32 | 0 |
| 30062000 Fixed Assets: Buildings | 11,674,566.02 | 0.00 | 0.00 | 11,674,566.02 | 11,674,566.27 | (0.25) | 0 |
| 30063000 Fixed Assets: Machinery & Equipment | 929,308.54 | 0.00 | 0.00 | 929,308.54 | 934,308.54 | (5,000.00) | (1) |
| 30064000 Fixed Assets: Land Gov't Use | 736,778.67 | 0.00 | 0.00 | 736,778.67 | 701,778.67 | 35,000.00 | 5 |
| 30065000 Fixed Assets: Vehicles | 549,130.11 | 0.00 | 0.00 | 549,130.11 | 549,130.11 | 0.00 | 0 |
| 30066000 Fixed Assers: Land Improvements | 1,581,853.52 | 0.00 | 0.00 | 1,581,853.52 | 1,581,854.01 | (0.49) | 0 |
| 30070000 Accum Amortization: Fixed Assets | (19,051,914.76) | (4,972.78) | 6,732,806.38 | (12,324,081.16) | (11,670,791.44) | (653,289.72) | 6 |
| 30072000 Accum amortization - buildings | 0.00 | 0.00 | (4,616,139.28) | (4,616,139.28) | (4,369,627.00) | (246,512.28) | 6 |
| 30073000 Accum amortization - M&E | 0.00 | 0.00 | (589,870.21) | (589,870.21) | (550,400.00) | (39,470.21) | 7 |
| 30075000 Accum amortization - vehicles | 0.00 | 0.00 | (473,958.88) | (473,958.88) | (460,607.00) | (13,351.88) | 3 |
| 30076000 Accum amortization - land improvements | 0.00 | 0.00 | (1,052,838.01) | (1,052,838.01) | (1,029,039.00) | (23,799.01) | 2 |
| P Tangible Capital Assets | 25,315,693.62 | (4,972.78) | 0.00 | 25,310,720.84 | 26,250,968.36 | (940,247.52) | (4) |
| 40027000 Trade: Accounts Payable | (28,777.88) | 0.00 | (13,053.60) | (41,831.48) | (191,268.53) | 149,437.05 | (78) |
| 40027100 ACCOUNTS PAYABLE:PAYROLL | 0.00 | (39,548.04) | 0.00 | (39,548.04) | (15,149.81) | (24,398.23) | 161 |
| 40027160 NP Debenture Interst Accrual | (21,628.87) | 0.00 | 0.00 | (21,628.87) | 0.00 | (21,628.87) | 0 |
| 40027215 TD VISA PAYABLE -CAO ***9695 Ross | 117.21 | 0.00 | (2,248.49) | (2,131.28) | 0.00 | (2,131.28) | 0 |
| 40027220 TD VISA PAYABLE-REC ****1170 Tucker | 27.28 | 0.00 | (54.63) | (27.35) | 0.00 | (27.35) | 0 |
| 40027230 TD VISA PAYABLE (KOVITCH) | 0.00 | 0.00 | (213.56) | (213.56) | 0.00 | (213.56) | 0 |

20/04/2023
12:13 PM

| | | |
|----------------------------------|-----------------------------------|--------------------------------------|
| Preparer CF 20/02/2023 | Detailed ADL 30/03/2023 | Supervisory TAN 10/04/2023 |
| Peer | Tax | |

TB

Town of Oyen

Year End: December 31, 2022

Trial Balance

| Account | Prelim | Adj's | Reclass | Rep | Rep 12/21 | Amount | Chg %Chg |
|---|------------------------|--------------------|--------------------|------------------------|------------------------|---------------------|-------------|
| 41223100 Rev. Canada 1: CPP/EI/TAX | (3,993.66) | 4,352.71 | 0.00 | 359.05 | 0.00 | 359.05 | 0 |
| 41223310 LAPP | 333.34 | 0.00 | 0.00 | 333.34 | (5,057.70) | 5,391.04 | (107) |
| 41223320 BENEFITS | (334.30) | 0.00 | 0.00 | (334.30) | 0.00 | (334.30) | 0 |
| 41223330 WCB | (1,234.21) | 0.00 | 0.00 | (1,234.21) | 0.00 | (1,234.21) | 0 |
| 41223400 Rev. Canada 2: CPP/EI/TAX | 3,762.88 | (2,612.19) | 0.00 | 1,150.69 | 0.00 | 1,150.69 | 0 |
| 47420000 FCSS-PAYABLE | 0.00 | 0.00 | 0.00 | 0.00 | (3,659.00) | 3,659.00 | (100) |
| BB Accounts Payable and Accrued Liabilities | (51,728.21) | (37,807.52) | (15,570.28) | (105,106.01) | (215,135.04) | 110,029.03 | (51) |
| 40027110 Provincial Grant-DOCTOR'S CLINIC PROJ. | (271,519.89) | 0.00 | 0.00 | (271,519.89) | (281,424.61) | 9,904.72 | (4) |
| 40027120 Municipal Sus. Capital Grants(MSI) | (473,405.00) | 0.00 | 0.00 | (473,405.00) | 0.00 | (473,405.00) | 0 |
| 40027140 Federal Gas Tax Fund (FGTF) Grant | (65,136.00) | 0.00 | 0.00 | (65,136.00) | 0.00 | (65,136.00) | 0 |
| 41223500 DONATIONS | (0.72) | 0.00 | 0.00 | (0.72) | (900.72) | 900.00 | (100) |
| 41229000 GEN. ADM: DEFERRED REVENUE | 0.00 | 0.00 | 0.00 | 0.00 | (2,256.30) | 2,256.30 | (100) |
| 45329000 PUBLIC HEALTH-DEFERRED | 0.00 | 0.00 | 0.00 | 0.00 | (11,627.00) | 11,627.00 | (100) |
| 46727100 Ec. Dev: CARESRailyard Invest Attraction | (43,377.20) | 28,009.70 | 0.00 | (15,367.50) | 0.00 | (15,367.50) | 0 |
| 47229040 Rec Admin: Deferred Revenue | (14,626.85) | 0.00 | 0.00 | (14,626.85) | (14,626.85) | 0.00 | 0 |
| 47447701 CULTURE-OYEN 100TH CAPITAL T | 0.00 | 0.00 | 0.00 | 0.00 | (565.19) | 565.19 | (100) |
| KK Deferred Revenue & Restricted Contributions | (868,065.66) | 28,009.70 | 0.00 | (840,055.96) | (311,400.67) | (528,655.29) | 170 |
| 46647600 Land: Deposit Lot Sales | (4,812.50) | 0.00 | 0.00 | (4,812.50) | 0.00 | (4,812.50) | 0 |
| 46649101 Land: Property Tax Sales | (14,976.15) | 0.00 | 0.00 | (14,976.15) | (14,976.15) | 0.00 | 0 |
| KL Deposits | (19,788.65) | 0.00 | 0.00 | (19,788.65) | (14,976.15) | (4,812.50) | 32 |
| 40031000 Debenture Debt | (4,118,225.04) | 129,967.80 | 0.00 | (3,988,257.24) | (4,118,225.04) | 129,967.80 | (3) |
| 42314000 Fire- SA Tower Loan | (25,550.12) | 0.00 | 0.00 | (25,550.12) | (37,555.84) | 12,005.72 | (32) |
| NN Debt | (4,143,775.16) | 129,967.80 | 0.00 | (4,013,807.36) | (4,155,780.88) | 141,973.52 | (3) |
| 41171100 Rate Stabalization Reserve | (49,508.38) | 49,508.38 | 0.00 | 0.00 | 0.00 | 0.00 | 0 |
| 41276000 Gen Admin: Cont. to Capital Reserve | (18,000.00) | 0.00 | 0.00 | (18,000.00) | 0.00 | (18,000.00) | 0 |
| 42376000 Fire: Contribution to Capital Reserve | (95,000.00) | 18,467.70 | 0.00 | (76,532.30) | (51,532.30) | (25,000.00) | 49 |
| 43276000 Roads: Contribution to capital | (20,000.00) | 0.00 | 0.00 | (20,000.00) | 0.00 | (20,000.00) | 0 |
| 43376000 Airport: Contribution to Capital | (5,000.00) | 0.00 | 0.00 | (5,000.00) | 0.00 | (5,000.00) | 0 |
| 43776000 Storm Water: Contribution to Capital | (60,000.00) | 0.00 | 0.00 | (60,000.00) | 0.00 | (60,000.00) | 0 |
| 44176000 Water: Contribution to Capital Reserve | (25,000.00) | 0.00 | 0.00 | (25,000.00) | 0.00 | (25,000.00) | 0 |
| 44276000 Sewer: Contribution to Capital Reserve | (25,000.00) | 0.00 | 0.00 | (25,000.00) | 0.00 | (25,000.00) | 0 |
| 45676000 Cemetery: Contribution to Capital | (5,000.00) | 0.00 | 0.00 | (5,000.00) | 0.00 | (5,000.00) | 0 |
| 47272000 REC: Capital Projects Reserve | (90,000.00) | 0.00 | 0.00 | (90,000.00) | (50,000.00) | (40,000.00) | 80 |
| VV Reserves | (392,508.38) | 67,976.08 | 0.00 | (324,532.30) | (101,532.30) | (223,000.00) | 220 |
| 29990000 Year End Surplus/Deficit | 11,563,746.00 | (618,420.43) | 0.00 | 10,945,325.57 | 11,057,228.10 | (111,902.53) | (1) |
| 40080000 Equity In Fixed Assets | (22,173,856.81) | 851,393.21 | 0.00 | (21,322,463.60) | (22,132,743.41) | 810,279.81 | (4) |
| 40091000 Operating Surplus | (11,656,865.74) | (5,000.00) | 0.00 | (11,661,865.74) | (11,661,865.74) | 0.00 | 0 |
| WW Accumulated Surplus/Deficit | (22,266,976.55) | 227,972.78 | 0.00 | (22,039,003.77) | (22,737,381.05) | 698,377.28 | (3) |
| 10011100 Property Tax: Residential | (1,006,504.57) | 0.00 | 0.00 | (1,006,504.57) | (983,844.15) | (22,660.42) | 2 |
| 10011200 Property Tax: Commercial | (216,468.17) | 0.00 | 0.00 | (216,468.17) | (335,050.45) | 118,582.28 | (35) |
| 10011300 Property Tax: Industrial | (61,600.68) | 0.00 | 0.00 | (61,600.68) | (60,535.49) | (1,065.19) | 2 |
| 10011400 Property Tax: Farmland | (5,000.00) | 0.00 | 0.00 | (5,000.00) | (4,902.73) | (97.27) | 2 |
| 10011500 Property Tax: Machinery | (1,075.12) | 0.00 | 0.00 | (1,075.12) | (1,049.24) | (25.88) | 2 |
| 10014100 School Tax: Public | (239,476.89) | 0.00 | 0.00 | (239,476.89) | (197,350.71) | (42,126.18) | 21 |
| 10014200 School Tax: Separate | (55,532.29) | 0.00 | 0.00 | (55,532.29) | (45,314.08) | (10,218.21) | 23 |
| 10015100 Acadia Foundation Tax: Seniors | (66,851.04) | 0.00 | 0.00 | (66,851.04) | (53,875.83) | (12,975.21) | 24 |
| 10016100 Provincial Assessor: DIP | (172.79) | 0.00 | 0.00 | (172.79) | (167.04) | (5.75) | 3 |
| 10019000 Linear Assessment | (36,060.66) | 0.00 | 0.00 | (36,060.66) | (33,952.96) | (2,107.70) | 6 |
| 10023000 GIL: Federal | (11,596.08) | 0.00 | 0.00 | (11,596.08) | (11,464.15) | (131.93) | 1 |
| 10024000 GIL: Provincial | 10,964.10 | 0.00 | 0.00 | 10,964.10 | (10,045.71) | 21,009.81 | (209) |
| 10025000 GEN-OTHER LOCAL GOVT G-I-L | 0.00 | 0.00 | 0.00 | 0.00 | (15,292.57) | 15,292.57 | (100) |

20/04/2023
12:13 PM

| | | |
|----------------------------------|-----------------------------------|--------------------------------------|
| Preparer CF 20/02/2023 | Detailed ADL 30/03/2023 | Supervisory TAN 10/04/2023 |
| Peer | Tax | |

TB-1

Town of Oyen

Year End: December 31, 2022

Trial Balance

| Account | Prelim | Adj's | Reclass | Rep | Rep 12/21 | Amount | Chg %Chg |
|--|--------------|----------|-------------|--------------|--------------|--------------|----------|
| 10051000 Penalties & Costs On Taxes | (13,689.47) | 0.00 | 0.00 | (13,689.47) | (25,589.52) | 11,900.05 | (47) |
| 10054000 Franchise Fee | (243,259.71) | 0.00 | 0.00 | (243,259.71) | (184,772.22) | (58,487.49) | 32 |
| 10055000 Return On Investments | (2,297.72) | 0.00 | 0.00 | (2,297.72) | (56.40) | (2,241.32) | 974 |
| 10055100 Interest on Current Account | (49.67) | 0.00 | 0.00 | (49.67) | (5,381.15) | 5,331.48 | (99) |
| 10059000 Other Revenues | (298.95) | 0.00 | (14,898.50) | (15,197.45) | (72,351.38) | 57,153.93 | (79) |
| 10099000 Fines and Fees | (1,332.50) | 0.00 | 0.00 | (1,332.50) | (1,721.75) | 389.25 | (23) |
| 11159000 Legislative: Other Revenues | (4,000.15) | 0.00 | 0.00 | (4,000.15) | 0.00 | (4,000.15) | 0 |
| 11184000 Legislative: Grants | 0.00 | 0.00 | 0.00 | 0.00 | (57,166.29) | 57,166.29 | (100) |
| 11241000 Gen Admin: Sale Of Goods & Services | (877.15) | 0.00 | 0.00 | (877.15) | (970.04) | 92.89 | (10) |
| 11259000 Gen Admin: Other Revenue & Donations | (3,409.48) | 0.00 | 0.00 | (3,409.48) | (31.09) | (3,378.39) | 9866 |
| 11284000 GEN ADM-PROV GRANT | 0.00 | 0.00 | 0.00 | 0.00 | (36,790.00) | 36,790.00 | (100) |
| 11284100 Gen Admin: MSI, | (8,000.00) | 0.00 | 0.00 | (8,000.00) | (11,420.00) | 3,420.00 | (30) |
| 12335000 Fire: Contract with Special Areas | (89,265.05) | 0.00 | 0.00 | (89,265.05) | (82,713.20) | (6,551.85) | 8 |
| 12384100 Fire: MSI | (10,000.00) | 0.00 | 0.00 | (10,000.00) | (10,000.00) | 0.00 | 0 |
| 12652000 Bylaw: Licenses & Permits | (463.70) | 0.00 | 0.00 | (463.70) | (215.00) | (248.70) | 116 |
| 12652200 Bylaw: Business Licenses | (4,178.81) | 0.00 | 0.00 | (4,178.81) | (7,032.35) | 2,853.54 | (41) |
| 12652500 Bylaw: Animal Licenses | (879.29) | 0.00 | 0.00 | (879.29) | (1,947.80) | 1,068.51 | (55) |
| 13259000 Roads: Other Revenue | (38.71) | 0.00 | 0.00 | (38.71) | (1,000.00) | 961.29 | (96) |
| 13259500 Roads: Patronage Dividends | 0.00 | (114.39) | 0.00 | (114.39) | 0.00 | (114.39) | 0 |
| 13284100 Roads: MSI | (13,839.00) | 0.00 | 0.00 | (13,839.00) | (8,839.00) | (5,000.00) | 57 |
| 13335000 Airport: Contract with Special Areas | (6,217.25) | 0.00 | 0.00 | (6,217.25) | (8,757.68) | 2,540.43 | (29) |
| 13340000 AIRPORT-SALE OF GOODS & SERV | 0.00 | 0.00 | 0.00 | 0.00 | (1,509.52) | 1,509.52 | (100) |
| 14140000 Water: Sale of Water Services | (682,298.42) | 0.00 | 0.00 | (682,298.42) | (566,804.19) | (115,494.23) | 20 |
| 14141000 Water: Sale of Goods & Services | (660.00) | 0.00 | 0.00 | (660.00) | 0.00 | (660.00) | 0 |
| 14141200 Water: Penalties | (8,645.41) | 0.00 | 0.00 | (8,645.41) | (5,507.68) | (3,137.73) | 57 |
| 14184100 WATER: MSI | 0.00 | 0.00 | 0.00 | 0.00 | (15,000.00) | 15,000.00 | (100) |
| 14240000 Sewer: Sale of Sewer Services | (167,593.38) | 0.00 | 0.00 | (167,593.38) | (157,939.09) | (9,654.29) | 6 |
| 14241000 SEWER-SALES OF GOODS & SERV | 0.00 | 0.00 | 0.00 | 0.00 | (1,570.00) | 1,570.00 | (100) |
| 14340000 Garbage: Sale of Garbage Services | (236,894.45) | 0.00 | 0.00 | (236,894.45) | (238,045.35) | 1,150.90 | 0 |
| 15184000 FCSS: Prov. Cond. Grant | (46,508.00) | 0.00 | 0.00 | (46,508.00) | (47,799.92) | 1,291.92 | (3) |
| 15184010 FCSS: M.D. of Acadia Grant | (3,659.00) | 0.00 | 0.00 | (3,659.00) | (3,659.00) | 0.00 | 0 |
| 15184100 FCSS: MSI | (10,000.00) | 0.00 | 0.00 | (10,000.00) | (5,000.00) | (5,000.00) | 100 |
| 15384000 PUB HEALTH: GRANTS | 0.00 | 0.00 | 0.00 | 0.00 | (80.49) | 80.49 | (100) |
| 15384100 Pub Health: MSI | (8,000.00) | 0.00 | 0.00 | (8,000.00) | (8,000.00) | 0.00 | 0 |
| 15641000 Cemetery: Sale of Goods & Services | (2,765.48) | 0.00 | 0.00 | (2,765.48) | (4,875.00) | 2,109.52 | (43) |
| 15684000 Cemetery: Grants | (150.00) | 0.00 | 0.00 | (150.00) | (1,716.13) | 1,566.13 | (91) |
| 16184000 Mun Plan: Grants | (45,000.00) | 0.00 | 0.00 | (45,000.00) | 0.00 | (45,000.00) | 0 |
| 16184100 Mun Plan: MSI | (5,000.00) | 0.00 | 0.00 | (5,000.00) | 0.00 | (5,000.00) | 0 |
| 16659000 Land: Other Revenues | (94,000.00) | 0.00 | 0.00 | (94,000.00) | (143,326.85) | 49,326.85 | (34) |
| 16784100 Econ Dev: MSI | (4,500.00) | 0.00 | 0.00 | (4,500.00) | (4,500.00) | 0.00 | 0 |
| 17240030 Pool: Sale of Goods & Services | (30,308.34) | 0.00 | 0.00 | (30,308.34) | (33,791.96) | 3,483.62 | (10) |
| 17240060 Arena: Sale of Goods & Services | (68,168.75) | 0.00 | 0.00 | (68,168.75) | (52,988.93) | (15,179.82) | 29 |
| 17240070 RV Campground: Sale of Goods & Services | (68,909.65) | 0.00 | 0.00 | (68,909.65) | (63,442.40) | (5,467.25) | 9 |
| 17240081 Ball Diamonds: Sale of Goods & Services | (4,858.78) | 0.00 | 0.00 | (4,858.78) | (4,000.00) | (858.78) | 21 |
| 17240082 Food Booth: Sale of Goods & Services | (3,693.00) | 0.00 | 0.00 | (3,693.00) | (3,200.00) | (493.00) | 15 |
| 17259030 POOL - OTHER REVENUE | 0.00 | 0.00 | 0.00 | 0.00 | (3,250.00) | 3,250.00 | (100) |
| 17259060 ARENA-OTHER REVENUE | 0.00 | 0.00 | 0.00 | 0.00 | (1,000.00) | 1,000.00 | (100) |
| 17259081 Ball Diamonds: Other Revenue | 0.00 | 0.00 | 0.00 | 0.00 | (13,000.00) | 13,000.00 | (100) |
| 17284000 Rec Admin: Grants | (187,500.00) | 0.00 | 0.00 | (187,500.00) | (187,500.00) | 0.00 | 0 |
| 17284030 POOL-SCP GRANT | 0.00 | 0.00 | 0.00 | 0.00 | (22,033.12) | 22,033.12 | (100) |
| 17284080 Rec Admin: Grants | 0.00 | 0.00 | 0.00 | 0.00 | (9,933.75) | 9,933.75 | (100) |
| 17284160 ARENA: MOST (COVID) GRANT | 0.00 | 0.00 | 0.00 | 0.00 | (6,681.55) | 6,681.55 | (100) |
| 17284260 ARENA: MSI | 0.00 | 0.00 | 0.00 | 0.00 | (5,000.00) | 5,000.00 | (100) |
| 17285030 Pool: Special Areas Rec Grant | (42,745.31) | 0.00 | 0.00 | (42,745.31) | (43,117.00) | 371.69 | (1) |
| 17285060 Arena: Special Areas Rec Grant | (27,663.54) | 0.00 | 0.00 | (27,663.54) | (27,911.31) | 247.77 | (1) |
| 17285080 Parks: Special Areas Rec Grant | (4,222.90) | 0.00 | 0.00 | (4,222.90) | (4,257.60) | 34.70 | (1) |
| 17285081 Ball Diamonds: Special Areas Rec Grant | (4,049.06) | 0.00 | 0.00 | (4,049.06) | (4,123.40) | 74.34 | (2) |

20/04/2023
12:13 PM

| | | |
|----------------------------------|-----------------------------------|--------------------------------------|
| Preparer CF 20/02/2023 | Detailed ADL 30/03/2023 | Supervisory TAN 10/04/2023 |
| Peer | Tax | |

TB-2

Town of Oyen

Year End: December 31, 2022

Trial Balance

| Account | Prelim | Adj's | Reclass | Rep | Rep 12/21 | Amount | Chg %Chg |
|---|-----------------------|--------------------|-------------|-----------------------|-----------------------|-------------------|------------|
| 17484100 Culture: MSI | (10,000.00) | 0.00 | 0.00 | (10,000.00) | (5,000.00) | (5,000.00) | 100 |
| 20074000 Req: School Supplementary | 294,627.56 | 0.00 | 0.00 | 294,627.56 | 243,296.11 | 51,331.45 | 21 |
| 20075300 Req: Acadia Foundation | 66,675.00 | 0.00 | 0.00 | 66,675.00 | 54,000.00 | 12,675.00 | 23 |
| 52399000 FIRE-OTHER SOURCES | 0.00 | (18,467.70) | 0.00 | (18,467.70) | 0.00 | (18,467.70) | 0 |
| 53283000 ROADS-FED. CAPITAL GRANT | 0.00 | (77,518.08) | 0.00 | (77,518.08) | 0.00 | (77,518.08) | 0 |
| 53299000 Roads: Other Sources | 0.00 | 0.00 | 0.00 | 0.00 | (69,122.00) | 69,122.00 | (100) |
| 54199000 WATER: FROM OTHER | 0.00 | 0.00 | 0.00 | 0.00 | (16,572.94) | 16,572.94 | (100) |
| 55384000 Public Health: Provincial Grant | (6,504.74) | 0.00 | 0.00 | (6,504.74) | (29,903.52) | 23,398.78 | (78) |
| 56784200 ECON DEV:PROV CAPITAL GRANT | (24,898.50) | 0.00 | 14,898.50 | (10,000.00) | 0.00 | (10,000.00) | 0 |
| 59999999 Contributed asset | 0.00 | 0.00 | 0.00 | 0.00 | (35,000.00) | 35,000.00 | (100) |
| 20 Revenue | (3,529,364.95) | (96,100.17) | 0.00 | (3,625,465.12) | (3,818,466.57) | 193,001.45 | (5) |
| 21 22620 Gen Admin: Office/Building Rental | 21,514.28 | 0.00 | 0.00 | 21,514.28 | 0.00 | 21,514.28 | 0 |
| 21112100 Legislative: ER CPP contributions | 53.21 | 0.00 | 0.00 | 53.21 | 0.00 | 53.21 | 0 |
| 21113000 Legislative: EMPLOYER CONTRIBUTIONS | 474.39 | 0.00 | 0.00 | 474.39 | 305.29 | 169.10 | 55 |
| 21115100 Legislative: Council Honorariums | 58,530.00 | 0.00 | 0.00 | 58,530.00 | 47,085.00 | 11,445.00 | 24 |
| 21115320 LEG-FEES FOR ELECTION OFFICE | 0.00 | 0.00 | 0.00 | 0.00 | 1,758.50 | (1,758.50) | (100) |
| 21121100 Legislative: Travel & Subsistence | 19,704.01 | 0.00 | 0.00 | 19,704.01 | 18,817.71 | 886.30 | 5 |
| 21121400 Legislative: Membership/Conf./Courses | 4,822.00 | 0.00 | 0.00 | 4,822.00 | 4,520.00 | 302.00 | 7 |
| 21122000 Legislative: Training/Education | 830.00 | 0.00 | 0.00 | 830.00 | 1,925.00 | (1,095.00) | (57) |
| 21122100 Legislative: Advertise/Promotion/P.R. | 928.28 | 0.00 | 0.00 | 928.28 | 1,637.78 | (709.50) | (43) |
| 21122400 Legislative: Municipal Membership Fees | 414.30 | 0.00 | 0.00 | 414.30 | 0.00 | 414.30 | 0 |
| 21127400 Legislative: Insurance | 615.99 | 0.00 | 0.00 | 615.99 | 660.82 | (44.83) | (7) |
| 21151100 Legislative: General Goods and Supplies | 370.04 | 0.00 | 0.00 | 370.04 | 855.38 | (485.34) | (57) |
| 21162100 Legislature: Council Chambers Depr. | 735.11 | 0.00 | 0.00 | 735.11 | 735.00 | 0.11 | 0 |
| 21194000 Legislature: Staff Recognition | 7,542.06 | 0.00 | 0.00 | 7,542.06 | 0.00 | 7,542.06 | 0 |
| 21211100 Gen Admin: Salaries | 265,787.57 | 0.00 | 0.00 | 265,787.57 | 281,248.65 | (15,461.08) | (5) |
| 21211200 Gen Admin: Non-permanent Wages | 15,176.76 | 0.00 | 0.00 | 15,176.76 | 0.00 | 15,176.76 | 0 |
| 21211201 Administration: Accrued Payroll | 0.00 | 11,046.01 | 0.00 | 11,046.01 | 0.00 | 11,046.01 | 0 |
| 21213000 Gen Admin: EMPLOYER CONTRIBUTIONS | 54,121.24 | 0.00 | 0.00 | 54,121.24 | 48,903.77 | 5,217.47 | 11 |
| 21213600 Gen Admin: W. C. B. | 4,778.96 | 0.00 | 0.00 | 4,778.96 | 5,757.43 | (978.47) | (17) |
| 21214800 Gen Admin: Training & Education | 4,427.15 | 0.00 | 0.00 | 4,427.15 | 1,642.00 | 2,785.15 | 170 |
| 21221100 Gen Admin: Travel & Subsistence | 1,061.51 | 0.00 | 0.00 | 1,061.51 | 771.44 | 290.07 | 38 |
| 21221400 Gen Admin: Individual Memb/Conf. Fees | 812.30 | 0.00 | 0.00 | 812.30 | 0.00 | 812.30 | 0 |
| 21221500 Gen Admin: Freight,Express,Cartage | 481.26 | 0.00 | 0.00 | 481.26 | 0.00 | 481.26 | 0 |
| 21221600 Gen Admin: Postage | 6,135.56 | 0.00 | 0.00 | 6,135.56 | 4,836.99 | 1,298.57 | 27 |
| 21221700 Gen Admin: Telephone/Cellular | 17,621.64 | 0.00 | 0.00 | 17,621.64 | 14,368.47 | 3,253.17 | 23 |
| 21222100 Gen Admin: Advertising/Promotion/P.R. | 5,870.27 | 0.00 | 0.00 | 5,870.27 | 8,928.28 | (3,058.01) | (34) |
| 21222300 Gen Admin: Subscriptions & Publications | 1,077.91 | 0.00 | 0.00 | 1,077.91 | 0.00 | 1,077.91 | 0 |
| 21222400 Gen Admin: Municipal Membership Fees | 1,992.48 | 0.00 | 0.00 | 1,992.48 | 2,858.83 | (866.35) | (30) |
| 21223100 Gen Admin: Audit | 28,885.00 | 0.00 | 0.00 | 28,885.00 | 22,760.00 | 6,125.00 | 27 |
| 21223200 GEN ADM:LEGAL & PROFESSIONA | 0.00 | 0.00 | 0.00 | 0.00 | 35,504.91 | (35,504.91) | (100) |
| 21223300 Gen Admin: Legal & Professional | 7,986.08 | 0.00 | 0.00 | 7,986.08 | 0.00 | 7,986.08 | 0 |
| 21223600 Gen Admin: Assessors | 19,566.20 | 0.00 | 0.00 | 19,566.20 | 19,023.19 | 543.01 | 3 |
| 21223900 GEN ADM:OTHER PROFESSIONAL | 0.00 | 0.00 | 0.00 | 0.00 | 2,525.64 | (2,525.64) | (100) |
| 21226200 GEN ADM:OFFICE/BUILDING RENT | 0.00 | 0.00 | 0.00 | 0.00 | 16,969.32 | (16,969.32) | (100) |
| 21226300 Gen Admin: Equip & Furniture Rent | 4,049.89 | 0.00 | 0.00 | 4,049.89 | 0.00 | 4,049.89 | 0 |
| 21227400 Gen Admin: Insurance | 22,847.14 | 0.00 | 0.00 | 22,847.14 | 20,647.39 | 2,199.75 | 11 |
| 21229300 Gen Admin: Janitorial Services | 3,840.00 | 0.00 | 0.00 | 3,840.00 | 1,280.00 | 2,560.00 | 200 |
| 21251000 Gen Admin: General Goods & Supplies | 16,317.70 | (34.96) | 0.00 | 16,282.74 | 18,227.35 | (1,944.61) | (11) |
| 21251100 Gen Admin: Stationery Supplies | 865.91 | 0.00 | 0.00 | 865.91 | 0.00 | 865.91 | 0 |
| 21251300 Gen Admin: Furniture/Equip/Computer | 5,190.64 | 0.00 | 0.00 | 5,190.64 | 43,451.71 | (38,261.07) | (88) |
| 21251400 Gen Admin: Food | 82.20 | 0.00 | 0.00 | 82.20 | 0.00 | 82.20 | 0 |
| 21258500 Gen Admin: Computer | 25,936.99 | 0.00 | 0.00 | 25,936.99 | 0.00 | 25,936.99 | 0 |
| 21262100 Gen Admin: Depreciation Permanent Struct | 15,000.00 | 0.00 | 0.00 | 15,000.00 | 15,000.00 | 0.00 | 0 |
| 21276300 Gen Admin: Contribution to Local Agency | 150.00 | 0.00 | 0.00 | 150.00 | 103,083.50 | (102,933.50) | (100) |
| 21281400 Gen Admin: Interest Charges | 11,759.62 | 0.00 | 0.00 | 11,759.62 | 9,722.92 | 2,036.70 | 21 |

20/04/2023
12:13 PM

| | | |
|----------------------------------|-----------------------------------|--------------------------------------|
| Preparer CF 20/02/2023 | Detailed ADL 30/03/2023 | Supervisory TAN 10/04/2023 |
| Peer | Tax | |

TB-3

Town of Oyen

Year End: December 31, 2022

Trial Balance

| Account | Prelim | Adj's | Reclass | Rep | Rep 12/21 | Amount | Chg %Chg |
|--|-----------|-------------|---------|------------|-----------|-------------|----------|
| 21281410 Gen Admin: Bank Charges and Fees | 1,448.37 | 0.00 | 0.00 | 1,448.37 | 0.00 | 1,448.37 | 0 |
| 21299100 Gen Admin: Contribution To Reserves | 18,000.00 | (18,000.00) | 0.00 | 0.00 | 0.00 | 0.00 | 0 |
| 21299900 GEN ADM-OTHER EXPENSES | 0.00 | 0.00 | 0.00 | 0.00 | 38,949.74 | (38,949.74) | (100) |
| 22311200 Fire: Non Permanent Wages | 36,862.50 | 0.00 | 0.00 | 36,862.50 | 24,360.00 | 12,502.50 | 51 |
| 22313600 Fire: WCB | 593.77 | 0.00 | 0.00 | 593.77 | 74.64 | 519.13 | 696 |
| 22314800 Fire: In-Service Training & Development | 22,891.89 | 0.00 | 0.00 | 22,891.89 | 2,946.20 | 19,945.69 | 677 |
| 22321100 Fire: Travel & Subsistence | 6,210.57 | 0.00 | 0.00 | 6,210.57 | 971.77 | 5,238.80 | 539 |
| 22321500 Fire: Freight, Express, Cartage | 458.87 | 0.00 | 0.00 | 458.87 | 0.00 | 458.87 | 0 |
| 22321700 Fire: Telephone/Cellular | 2,544.20 | 0.00 | 0.00 | 2,544.20 | 3,317.37 | (773.17) | (23) |
| 22322100 Fire: Advertising, Promotion, PR | 476.00 | 0.00 | 0.00 | 476.00 | 0.00 | 476.00 | 0 |
| 22323900 911 Dispatch | 2,044.00 | 0.00 | 0.00 | 2,044.00 | 0.00 | 2,044.00 | 0 |
| 22325000 FIRE-REPAIRS & MAINTENANCE | 0.00 | 0.00 | 0.00 | 0.00 | 12,654.25 | (12,654.25) | (100) |
| 22325200 Fire: R & M | 2,219.68 | 0.00 | 0.00 | 2,219.68 | 0.00 | 2,219.68 | 0 |
| 22325300 Fire: Equipment R&M | 804.23 | 0.00 | 0.00 | 804.23 | 0.00 | 804.23 | 0 |
| 22325500 Fire: Vehicle R & M | 569.72 | 0.00 | 0.00 | 569.72 | 0.00 | 569.72 | 0 |
| 22327400 Fire: Insurance | 11,442.18 | 0.00 | 0.00 | 11,442.18 | 16,537.44 | (5,095.26) | (31) |
| 22329400 Fire: Landscaping & Grounds Maintenance | 560.00 | 0.00 | 0.00 | 560.00 | 342.50 | 217.50 | 64 |
| 22351000 Fire: General Goods & Supplies | 4,388.40 | 0.00 | 0.00 | 4,388.40 | 17,118.48 | (12,730.08) | (74) |
| 22351100 Fire: Stationary Supplies | 374.36 | 0.00 | 0.00 | 374.36 | 0.00 | 374.36 | 0 |
| 22351200 Fire: Clothing & Footwear | 15,826.36 | 0.00 | 0.00 | 15,826.36 | 19,273.54 | (3,447.18) | (18) |
| 22352100 Fire: Fuel/Oil/Lubes (Town) | 3,531.05 | 0.00 | 0.00 | 3,531.05 | 1,104.05 | 2,427.00 | 220 |
| 22352110 Fire: Fuel/Oil/Lube (Rescue Unit) | 1,171.39 | 0.00 | 0.00 | 1,171.39 | 412.09 | 759.30 | 184 |
| 22352120 Fire: Fuel/Oil/Lube (S.A. Fire Truck) | 3,564.03 | 0.00 | 0.00 | 3,564.03 | 2,238.07 | 1,325.96 | 59 |
| 22354300 Fire: Utilities - Gas | 4,135.75 | 0.00 | 0.00 | 4,135.75 | 2,630.79 | 1,504.96 | 57 |
| 22354400 Fire: Utilities - Electricity | 5,726.96 | 0.00 | 0.00 | 5,726.96 | 5,321.06 | 405.90 | 8 |
| 22361100 Fire: Permanent Infrastructure Depr. | 1,289.00 | 0.00 | 0.00 | 1,289.00 | 1,289.00 | 0.00 | 0 |
| 22362100 Fire: Permanent Structure Depr. | 27,091.17 | 0.00 | 0.00 | 27,091.17 | 27,091.00 | 0.17 | 0 |
| 22363200 Fire: Elect Equip, Machines, Appl Depr. | 671.70 | 0.00 | 0.00 | 671.70 | 5,671.70 | (5,000.00) | (88) |
| 22365200 Fire: Automobiles Depr. | 5,000.00 | 0.00 | 0.00 | 5,000.00 | 0.00 | 5,000.00 | 0 |
| 22376600 Fire: Contribution.to Capital Reserve | 25,000.00 | (25,000.00) | 0.00 | 0.00 | 0.00 | 0.00 | 0 |
| 22381400 FIRE DEPT-CHARGES, PENALTIES | 0.00 | 0.00 | 0.00 | 0.00 | 13,048.00 | (13,048.00) | (100) |
| 22382100 FireL: Loan Interest Hanna Burn Centre | 789.80 | 0.00 | 0.00 | 789.80 | 0.00 | 789.80 | 0 |
| 22382200 Fire: Loan Princ. Hanna Burn Centre | 12,258.20 | 0.00 | 0.00 | 12,258.20 | 0.00 | 12,258.20 | 0 |
| 22413000 Dis./Em. Serv.: RCMP Funding | 28,580.00 | 0.00 | 0.00 | 28,580.00 | 27,647.50 | 932.50 | 3 |
| 22421700 Dis./Em. Serv: Ambulance Telephone | 409.45 | 0.00 | 0.00 | 409.45 | 0.00 | 409.45 | 0 |
| 22423900 Dis./Em. Serv.: 911 Dispatch | 0.00 | 0.00 | 0.00 | 0.00 | 2,401.70 | (2,401.70) | (100) |
| 22521700 AMB:TELEPHONE/CELLULAR | 0.00 | 0.00 | 0.00 | 0.00 | 424.12 | (424.12) | (100) |
| 23111100 Common: Salaries | 52,415.33 | 0.00 | 0.00 | 52,415.33 | 54,552.15 | (2,136.82) | (4) |
| 23113000 Common: EMPLOYER CONTRIBUTIONS | 4,740.33 | (1,740.52) | 0.00 | 2,999.81 | 15,152.76 | (12,152.95) | (80) |
| 23113600 COM:WCB | 0.00 | 0.00 | 0.00 | 0.00 | 1,424.60 | (1,424.60) | (100) |
| 23114800 Common: Training & Education | 419.65 | 0.00 | 0.00 | 419.65 | 0.00 | 419.65 | 0 |
| 23121100 Common: Travel & Subsistence | 31.80 | 0.00 | 0.00 | 31.80 | 0.00 | 31.80 | 0 |
| 23121500 Common: Freight, Cartage, Express | 3,135.26 | 0.00 | 0.00 | 3,135.26 | 0.00 | 3,135.26 | 0 |
| 23121700 Common: Telephone/Cellular | 2,750.92 | 0.00 | 0.00 | 2,750.92 | 5,072.65 | (2,321.73) | (46) |
| 23125200 Common: Building R & M | 668.21 | 0.00 | 0.00 | 668.21 | 7,259.78 | (6,591.57) | (91) |
| 23125300 Common: Equipment R & M | 1,968.36 | 0.00 | 0.00 | 1,968.36 | 15.41 | 1,952.95 | 2673 |
| 23151000 Common: General Good & Supplies | 12,703.61 | (14,178.87) | 0.00 | (1,475.26) | 47,674.81 | (49,150.07) | (103) |
| 23151200 Common: Clothing and Footwear | 524.05 | 0.00 | 0.00 | 524.05 | 1,131.83 | (607.78) | (54) |
| 23152100 Common: Fuel/Oil/Lube | 1,263.72 | 0.00 | 0.00 | 1,263.72 | 0.00 | 1,263.72 | 0 |
| 23152300 Common: Equip, Machine & Vehicle Parts | 176.68 | 0.00 | 0.00 | 176.68 | 0.00 | 176.68 | 0 |
| 23154300 Common: Utilities - Gas | 13,123.02 | 0.00 | 0.00 | 13,123.02 | 9,545.90 | 3,577.12 | 37 |
| 23154400 Common: Utilities - Electricity | 1,698.15 | 0.00 | 0.00 | 1,698.15 | 1,586.75 | 111.40 | 7 |
| 23211100 Roads: Salaries | 74,765.77 | 0.00 | 0.00 | 74,765.77 | 62,994.43 | 11,771.34 | 19 |
| 23211200 Roads: Non Permanent Wages | 350.39 | 0.00 | 0.00 | 350.39 | 9,000.00 | (8,649.61) | (96) |
| 23211201 Public Works: Accrued Payroll | 0.00 | 5,983.69 | 0.00 | 5,983.69 | 0.00 | 5,983.69 | 0 |
| 23213000 Roads: EMPLOYER CONTRIBUTIONS | 21,004.23 | 0.00 | 0.00 | 21,004.23 | 14,214.98 | 6,789.25 | 48 |
| 23213100 Roads: ER CPP contibutions | 1,961.91 | 0.00 | 0.00 | 1,961.91 | 0.00 | 1,961.91 | 0 |

20/04/2023
12:13 PM

| | | |
|----------------------------------|-----------------------------------|--------------------------------------|
| Preparer CF 20/02/2023 | Detailed ADL 30/03/2023 | Supervisory TAN 10/04/2023 |
| Peer | Tax | |

TB-4

Town of Oyen

Year End: December 31, 2022

Trial Balance

| Account | Prelim | Adj's | Reclass | Rep | Rep 12/21 | Amount | Chg %Chg |
|---|------------|-------------|---------|------------|------------|-------------|----------|
| 23213200 Roads: ER El contributions | 739.87 | 0.00 | 0.00 | 739.87 | 0.00 | 739.87 | 0 |
| 23213300 Roads: ER Benefits contribution | 3,284.08 | 0.00 | 0.00 | 3,284.08 | 0.00 | 3,284.08 | 0 |
| 23213400 Roads: ER Pension Contributions | 3,145.73 | 0.00 | 0.00 | 3,145.73 | 0.00 | 3,145.73 | 0 |
| 23213600 Roads: WCB | 3,132.40 | 0.00 | 0.00 | 3,132.40 | 1,589.93 | 1,542.47 | 97 |
| 23221100 ROADS-TRAVEL & SUBSISTENCE | 0.00 | 0.00 | 0.00 | 0.00 | 6.39 | (6.39) | (100) |
| 23221500 Roads: Freight, Cartage, Express | 182.48 | 0.00 | 0.00 | 182.48 | 38,556.00 | (38,373.52) | (100) |
| 23223300 Roads: Legal & Professional | 1,934.00 | 0.00 | 0.00 | 1,934.00 | 0.00 | 1,934.00 | 0 |
| 23225000 Roads-Repairs & Maintenance | 9,532.95 | 0.00 | 0.00 | 9,532.95 | 0.00 | 9,532.95 | 0 |
| 23225100 Roads: Infrastructure R & M | 27,914.82 | 0.00 | 0.00 | 27,914.82 | 100,213.81 | (72,298.99) | (72) |
| 23225300 Roads: Equipment R & M | 19,434.57 | 0.00 | 0.00 | 19,434.57 | 31,542.13 | (12,107.56) | (38) |
| 23225500 Roads: Vehicle R & M | 3,089.23 | 0.00 | 0.00 | 3,089.23 | 0.00 | 3,089.23 | 0 |
| 23227400 Roads: Insurance | 6,474.97 | 0.00 | 0.00 | 6,474.97 | 8,000.00 | (1,525.03) | (19) |
| 23251900 Roads: General Goods & Supplies | 86.25 | 0.00 | 0.00 | 86.25 | 283.82 | (197.57) | (70) |
| 23252100 Roads: Gas,Oil, Lube,Antifreeze,etc. | 24,744.39 | 0.00 | 0.00 | 24,744.39 | 17,509.10 | 7,235.29 | 41 |
| 23252300 Roads: Equip, Machinery, & Vehicle Parts | 2,419.00 | 0.00 | 0.00 | 2,419.00 | 700.08 | 1,718.92 | 246 |
| 23253400 Roads: Chemicals, Sand, Gravel, & Salt | 6,704.33 | 0.00 | 0.00 | 6,704.33 | 3,487.07 | 3,217.26 | 92 |
| 23253500 Roads: Paving, Curb, Sidewalk Materials | 12,776.42 | 0.00 | 0.00 | 12,776.42 | 8,724.96 | 4,051.46 | 46 |
| 23254400 Roads: Utilities-Electricity | 71,665.18 | 0.00 | 0.00 | 71,665.18 | 57,828.24 | 13,836.94 | 24 |
| 23261100 Roads: Depr - Permanent Infrastructure | 1,092.87 | 0.00 | 0.00 | 1,092.87 | 1,093.00 | (0.13) | 0 |
| 23262100 Roads: Depr - Permanent Structures | 376,232.59 | 34.96 | 0.00 | 376,267.55 | 376,226.23 | 41.32 | 0 |
| 23263600 Roads: Depr - Mobile Equip. | 18,890.29 | 0.00 | 0.00 | 18,890.29 | 9,890.29 | 9,000.00 | 91 |
| 23265200 Roads: Depr - Automobiles | 5,679.65 | 0.00 | 0.00 | 5,679.65 | 5,679.65 | 0.00 | 0 |
| 23276600 Roads: Contr. to Capital Reserve | 20,000.00 | (20,000.00) | 0.00 | 0.00 | 0.00 | 0.00 | 0 |
| 23282100 ROADS:LONG-TERM DEBT INTERE | 0.00 | 0.00 | 0.00 | 0.00 | 0.93 | (0.93) | (100) |
| 23282200 ROADS:LONG-TERM DEBT PRINCI | 0.00 | 0.00 | 0.00 | 0.00 | 484.30 | (484.30) | (100) |
| 23283100 Roads: Debenture - Interest | 18,881.52 | 0.00 | 0.00 | 18,881.52 | (2,065.92) | 20,947.44 | (1014) |
| 23283200 Roads: Debenture - Principle | 22,053.75 | (22,053.75) | 0.00 | 0.00 | 21,584.00 | (21,584.00) | (100) |
| 23311100 Airport: Salaries | 6,372.77 | 0.00 | 0.00 | 6,372.77 | 7,480.00 | (1,107.23) | (15) |
| 23313000 AIRPORT:EMPLOYER CONTRIBUTI | 0.00 | 0.00 | 0.00 | 0.00 | 920.00 | (920.00) | (100) |
| 23313600 AIRPORT: WCB | 0.00 | 0.00 | 0.00 | 0.00 | 116.00 | (116.00) | (100) |
| 23325100 Airport: Infrastructure R & M | 4,616.67 | 0.00 | 0.00 | 4,616.67 | 408.11 | 4,208.56 | 1031 |
| 23325300 AIRPORT:EQUIPMENT R&M | 0.00 | 0.00 | 0.00 | 0.00 | 2,609.99 | (2,609.99) | (100) |
| 23327400 Airport: Insurance | 3,276.96 | 0.00 | 0.00 | 3,276.96 | 2,924.00 | 352.96 | 12 |
| 23353900 Airport: General Goods & Supplies | 3,064.67 | 0.00 | 0.00 | 3,064.67 | 5,058.42 | (1,993.75) | (39) |
| 23354300 Airport: Utilities - Gas | 67.29 | 0.00 | 0.00 | 67.29 | 1,241.10 | (1,173.81) | (95) |
| 23354400 Airport: Utilities - Electricity | 2,146.52 | 0.00 | 0.00 | 2,146.52 | 2,137.97 | 8.55 | 0 |
| 23361100 Airport: Depr - Permanent Infrastructure | 28,366.21 | 0.00 | 0.00 | 28,366.21 | 27,732.59 | 633.62 | 2 |
| 23362100 Airport: Depr - Permanent Structure | 622.11 | 0.00 | 0.00 | 622.11 | 1,344.67 | (722.56) | (54) |
| 23376200 Airport: Cont. To Capital Prog. | 5,000.00 | (5,000.00) | 0.00 | 0.00 | 0.00 | 0.00 | 0 |
| 23776200 Storm Drainage: Cont.To Capital | 60,000.00 | (60,000.00) | 0.00 | 0.00 | 0.00 | 0.00 | 0 |
| 23783100 Storm Drainage: Debenture - Interest | 6,293.84 | 0.00 | 0.00 | 6,293.84 | 6,450.00 | (156.16) | (2) |
| 23783200 Storm Drainage: Debenture - Principle | 7,351.25 | (7,351.25) | 0.00 | 0.00 | 7,978.00 | (7,978.00) | (100) |
| 24111100 Water: Salaries | 22,359.06 | 0.00 | 0.00 | 22,359.06 | 35,530.00 | (13,170.94) | (37) |
| 24113000 WATER:EMPLOYER CONTRIBUTIO | 0.00 | 0.00 | 0.00 | 0.00 | 5,500.00 | (5,500.00) | (100) |
| 24113600 WATER:WCB | 0.00 | 0.00 | 0.00 | 0.00 | 563.00 | (563.00) | (100) |
| 24114800 Water: Training and Education | 2,300.00 | 0.00 | 0.00 | 2,300.00 | 2,300.00 | 0.00 | 0 |
| 24121100 Water: Travel & Subsistence | 1,147.26 | 0.00 | 0.00 | 1,147.26 | 0.00 | 1,147.26 | 0 |
| 24121400 Water: Individual Membership & Conf. Fee | 771.42 | 0.00 | 0.00 | 771.42 | 57.14 | 714.28 | 1250 |
| 24121500 Water: Freight, Express, Cartage | 87.46 | 0.00 | 0.00 | 87.46 | 0.00 | 87.46 | 0 |
| 24121700 Water: Telephone/Cellular | 1,339.09 | 0.00 | 0.00 | 1,339.09 | 0.00 | 1,339.09 | 0 |
| 24122400 Water: Municipal Membership | 511.00 | 0.00 | 0.00 | 511.00 | 0.00 | 511.00 | 0 |
| 24123300 Water: Legal & Professional | 2,669.12 | 0.00 | 0.00 | 2,669.12 | 0.00 | 2,669.12 | 0 |
| 24125100 Water: Infrastructure R & M | 12,187.53 | 0.00 | 0.00 | 12,187.53 | 53,404.08 | (41,216.55) | (77) |
| 24125300 Water: Equipment R & M | 144.97 | 0.00 | 0.00 | 144.97 | 11,863.28 | (11,718.31) | (99) |
| 24127400 Water: Insurance | 9,623.76 | 0.00 | 0.00 | 9,623.76 | 5,000.00 | 4,623.76 | 92 |
| 24151900 Water: General Goods & Supplies | 6,623.11 | 0.00 | 0.00 | 6,623.11 | 16,626.76 | (10,003.65) | (60) |
| 24154100 Water: Purchase Of Water | 452,487.36 | 0.00 | 0.00 | 452,487.36 | 408,631.81 | 43,855.55 | 11 |

20/04/2023
12:13 PM

| | | |
|----------------------------------|-----------------------------------|--------------------------------------|
| Preparer CF 20/02/2023 | Detailed ADL 30/03/2023 | Supervisory TAN 10/04/2023 |
| Peer | Tax | |

TB-5

Town of Oyen

Year End: December 31, 2022

Trial Balance

| Account | Prelim | Adj's | Reclass | Rep | Rep 12/21 | Amount Chg | %Chg |
|--|------------|-------------|---------|-------------------|------------|---------------------|--------------|
| 24154300 Water: Utilities - Gas | 1,290.87 | 0.00 | 0.00 | 1,290.87 | 1,112.72 | 178.15 | 16 |
| 24154400 Water: Utilities - Electricity | 19,741.38 | 0.00 | 0.00 | 19,741.38 | 25,292.52 | (5,551.14) | (22) |
| 24161100 Water: Depr - Permanent Infrastructure Expenditu | 244,487.78 | 0.00 | 0.00 | 244,487.78 | 243,336.98 | 1,150.80 | 0 |
| 24162100 Water: Depr - Permanent Structures Expenditure | 19,757.12 | 0.00 | 0.00 | 19,757.12 | 19,757.00 | 0.12 | 0 |
| 24176200 Water: Contribution to Capital Programs Expenditu | 25,000.00 | (25,000.00) | 0.00 | 0.00 | 0.00 | 0.00 | 0 |
| 24183100 Water: Debenture - Interest Expenditure | 24,044.62 | 0.00 | 0.00 | 24,044.62 | 24,778.65 | (734.03) | (3) |
| 24183200 Water: Debenture - Principle Expenditure | 44,314.48 | (44,314.48) | 0.00 | 0.00 | 21,303.52 | (21,303.52) | (100) |
| 24199000 WATER-BAD DEBTS | 0.00 | 0.00 | 0.00 | 0.00 | 265.02 | (265.02) | (100) |
| 24211100 Sewer: Salaries Expenditure | 19,594.71 | 0.00 | 0.00 | 19,594.71 | 35,530.00 | (15,935.29) | (45) |
| 24213000 SEWER:EMPLOYER CONTRIBUTIO | 0.00 | 0.00 | 0.00 | 0.00 | 5,500.00 | (5,500.00) | (100) |
| 24213600 SEWER:WCB | 0.00 | 0.00 | 0.00 | 0.00 | 563.00 | (563.00) | (100) |
| 24221500 Sewer: Freight, Express, Cartage Expenditure | 448.84 | 0.00 | 0.00 | 448.84 | 0.00 | 448.84 | 0 |
| 24225100 Sewer: Infrastructure R & M Expenditure | 21,766.69 | 0.00 | 0.00 | 21,766.69 | 23,863.49 | (2,096.80) | (9) |
| 24225300 Sewer: Equipment R & M Expenditure | 3,619.58 | 0.00 | 0.00 | 3,619.58 | 17,687.29 | (14,067.71) | (80) |
| 24227400 Sewer: Insurance Expenditure | 2,376.82 | 0.00 | 0.00 | 2,376.82 | 1,000.00 | 1,376.82 | 138 |
| 24251900 Sewer: General Goods & Supplies Expenditure | 259.85 | 0.00 | 0.00 | 259.85 | 2,594.13 | (2,334.28) | (90) |
| 24253100 Sewer: Chemicals and Salts Expenditure | 13,208.23 | 0.00 | 0.00 | 13,208.23 | 24,932.15 | (11,723.92) | (47) |
| 24254300 Sewer: Utilities - Gas Expenditure | 1,689.82 | 0.00 | 0.00 | 1,689.82 | 1,330.81 | 359.01 | 27 |
| 24254400 Sewer: Utilities - Electricity Expenditure | 13,578.17 | 0.00 | 0.00 | 13,578.17 | 11,548.81 | 2,029.36 | 18 |
| 24261100 Sewer: Depr - Permanent Infrastructure Expenditu | 23,483.35 | 0.00 | 0.00 | 23,483.35 | 25,660.89 | (2,177.54) | (8) |
| 24262100 Sewer: Depr - Permanent Strucutres Expenditure | 4,105.61 | 0.00 | 0.00 | 4,105.61 | 4,106.00 | (0.39) | 0 |
| 24263600 Sewer: Depr - Mobile Equip Expenditure | 4,268.33 | 0.00 | 0.00 | 4,268.33 | 4,268.00 | 0.33 | 0 |
| 24276200 Sewer: Contribution to Capital Programs Expenditu | 25,000.00 | (25,000.00) | 0.00 | 0.00 | 0.00 | 0.00 | 0 |
| 24283100 Sewer: Debenture - Interest Expenditure | 18,881.51 | 0.00 | 0.00 | 18,881.51 | 19,351.00 | (469.49) | (2) |
| 24283200 Sewer: Debenture - Principle Expenditure | 22,053.75 | (22,053.75) | 0.00 | 0.00 | 21,584.85 | (21,584.85) | (100) |
| 24311100 GARBAGE:SALARIES | 0.00 | 0.00 | 0.00 | 0.00 | 1,335.60 | (1,335.60) | (100) |
| 24313000 GARBAGE:EMPLOYER CONTRIBUT | 0.00 | 0.00 | 0.00 | 0.00 | 87.66 | (87.66) | (100) |
| 24313600 GARBAGE:WCB | 0.00 | 0.00 | 0.00 | 0.00 | 12.96 | (12.96) | (100) |
| 24322100 Garbage: Advertising,Promotion,PR Expenditure | 1,239.60 | 0.00 | 0.00 | 1,239.60 | 0.00 | 1,239.60 | 0 |
| 24322400 Garbage: Municipal Membership Fees Expenditure | 25.00 | 0.00 | 0.00 | 25.00 | 0.00 | 25.00 | 0 |
| 24329100 Garbage: Waste Pickup & Disposal Svcs Expendit | 94,828.02 | 0.00 | 0.00 | 94,828.02 | 93,504.00 | 1,324.02 | 1 |
| 24335500 Garbage: Other Municipal Agencies Expenditure | 129,311.26 | 0.00 | 0.00 | 129,311.26 | 129,311.24 | 0.02 | 0 |
| 25177100 FCSS: Grants Expenditure | 68,635.00 | 0.00 | 0.00 | 68,635.00 | 68,085.92 | 549.08 | 1 |
| 25323900 PUB HEALTH:CONTRACTED SERV | 0.00 | 0.00 | 0.00 | 0.00 | (357.70) | 357.70 | (100) |
| 25376600 Pub. Health Contr. to Handi bus Expenditure | 3,000.00 | 0.00 | 0.00 | 3,000.00 | 0.00 | 3,000.00 | 0 |
| 25377100 Pub Health: Med/Den. Requisition Expenditure | 43,220.00 | 0.00 | 0.00 | 43,220.00 | 34,290.00 | 8,930.00 | 26 |
| 25611100 Cemetery: Salaries Expenditure | 4,568.95 | 0.00 | 0.00 | 4,568.95 | 3,870.00 | 698.95 | 18 |
| 25613000 CEMETERY: EMPLOYER CONTRIB | 0.00 | 0.00 | 0.00 | 0.00 | 500.00 | (500.00) | (100) |
| 25625100 CEM:INFRASTRUCTURE REPAIRS | 0.00 | 0.00 | 0.00 | 0.00 | 1,601.68 | (1,601.68) | (100) |
| 25629400 Cemetery: Landscaping & Grounds Maint. Expendi | 3,366.66 | 0.00 | 0.00 | 3,366.66 | 4,590.44 | (1,223.78) | (27) |
| 25651000 Cemetery: General Goods & Supplies Expenditure | 1,859.99 | 0.00 | 0.00 | 1,859.99 | 1.99 | 1,858.00 | 3367 |
| 25654100 Cemetery: Water Expenditure | 1,770.25 | 0.00 | 0.00 | 1,770.25 | 15.00 | 1,755.25 | 1702 |
| 25676200 Cemetery: Contribution to Capital Progra Expendit | 5,000.00 | (5,000.00) | 0.00 | 0.00 | 0.00 | 0.00 | 0 |
| 26123900 Mun Plan: Other Prof. Services Expenditure | 48,296.71 | 0.00 | 0.00 | 48,296.71 | 0.00 | 48,296.71 | 0 |
| 26135500 Mun Plan: Other Municipal Agencies Expenditure | 12,535.34 | 0.00 | 0.00 | 12,535.34 | 12,170.23 | 365.11 | 3 |
| 26151900 MUN PLAN: GENERAL GOODS & SU | 0.00 | 0.00 | 0.00 | 0.00 | 1,705.31 | (1,705.31) | (100) |
| 26622100 Land: Advertising/Promotions/PR Expenditure | 20.00 | 0.00 | 0.00 | 20.00 | 0.00 | 20.00 | 0 |
| 26623200 LAND:LEGAL | 0.00 | 0.00 | 0.00 | 0.00 | (4,243.17) | 4,243.17 | (100) |
| 26629400 Land: Landscaping & Ground Maintenance Expenc | 404.00 | 0.00 | 0.00 | 404.00 | 4,083.00 | (3,679.00) | (90) |
| 26683100 Land: Debenture - Interest Expenditure | 29,813.44 | 563.81 | 0.00 | 30,377.25 | 31,390.15 | (1,012.90) | (3) |
| 26683200 Land: Debenture - Principle | 34,758.38 | (34,758.38) | 0.00 | 0.00 | 33,111.39 | (33,111.39) | (100) |
| 26721100 Econ Dev: Travel & Subsistence | 748.82 | 0.00 | 0.00 | 748.82 | 956.80 | (207.98) | (22) |
| 26722100 Econ Dev: Advertising & Promotions/P.R. | 10,651.13 | 0.00 | 0.00 | 10,651.13 | 5,757.26 | 4,893.87 | 85 |
| 26722400 Econ Dev: Municipal Membership Fees | 1,192.10 | 0.00 | 0.00 | 1,192.10 | 1,277.50 | (85.40) | (7) |
| 26751000 Econ Dev: General Goods & Supplies | 210.00 | 0.00 | 0.00 | 210.00 | 449.83 | (239.83) | (53) |
| 26777100 ECON DEV-GRANTS | 0.00 | 0.00 | 0.00 | 0.00 | 5,000.00 | (5,000.00) | (100) |
| 27211110 Rec Admin: Salaries | 43,796.84 | 0.00 | 0.00 | 43,796.84 | 178,226.27 | (134,429.43) | (75) |

20/04/2023
12:13 PM

| | | |
|----------------------------------|-----------------------------------|--------------------------------------|
| Preparer CF 20/02/2023 | Detailed ADL 30/03/2023 | Supervisory TAN 10/04/2023 |
| Peer | Tax | |

TB-6

Town of Oyen

Year End: December 31, 2022

Trial Balance

| Account | Prelim | Adj's | Reclass | Rep | Rep 12/21 | Amount Chg | %Chg |
|--|-----------|-----------|---------|-----------|-----------|-------------|-------|
| 27211130 Pool: Salaries | 30,099.18 | 0.00 | 0.00 | 30,099.18 | 0.00 | 30,099.18 | 0 |
| 27211160 Arena: Salaries | 89,216.01 | 0.00 | 0.00 | 89,216.01 | 0.00 | 89,216.01 | 0 |
| 27211170 RV Campground: Salaries | 4,520.86 | 0.00 | 0.00 | 4,520.86 | 0.00 | 4,520.86 | 0 |
| 27211180 Parks: Salaires | 10,863.33 | 0.00 | 0.00 | 10,863.33 | 0.00 | 10,863.33 | 0 |
| 27211181 Ball Diamonds: Salaries | 12,670.58 | 0.00 | 0.00 | 12,670.58 | 0.00 | 12,670.58 | 0 |
| 27211200 Rec Admin: Non Permanent Wages | 0.00 | 0.00 | 0.00 | 0.00 | 23,000.00 | (23,000.00) | (100) |
| 27211201 Red Admin: Accrued Payroll | 0.00 | 22,518.34 | 0.00 | 22,518.34 | 0.00 | 22,518.34 | 0 |
| 27211230 Pool: Non Permanent Wages | 52,765.40 | 0.00 | 0.00 | 52,765.40 | 64,921.22 | (12,155.82) | (19) |
| 27211280 Parks: Non Permanant Wages | 27,227.20 | 0.00 | 0.00 | 27,227.20 | 0.00 | 27,227.20 | 0 |
| 27211731 POOL: SCHOLARSHIPS | 0.00 | 0.00 | 0.00 | 0.00 | 800.00 | (800.00) | (100) |
| 27213010 Rec Admin: EMPLOYER CONTRIBUTIONS | 39,691.86 | 0.00 | 0.00 | 39,691.86 | 47,636.87 | (7,945.01) | (17) |
| 27213030 Pool: EMPLOYER CONTRIBUTIONS | 2,405.93 | 0.00 | 0.00 | 2,405.93 | 7,562.57 | (5,156.64) | (68) |
| 27213080 Parks: EMPLOYER CONTRIBUTIONS | 857.41 | 0.00 | 0.00 | 857.41 | 0.00 | 857.41 | 0 |
| 27213110 Rec Admin: ER CPP | 2,567.83 | 0.00 | 0.00 | 2,567.83 | 0.00 | 2,567.83 | 0 |
| 27213130 Pool: ER CPP | 5.86 | 0.00 | 0.00 | 5.86 | 0.00 | 5.86 | 0 |
| 27213210 Rec Admin: ER EI | 817.21 | 0.00 | 0.00 | 817.21 | 0.00 | 817.21 | 0 |
| 27213230 Pool: ER EI | 15.40 | 0.00 | 0.00 | 15.40 | 0.00 | 15.40 | 0 |
| 27213310 Rec Admin: ER Benefits | 3,923.71 | 0.00 | 0.00 | 3,923.71 | 0.00 | 3,923.71 | 0 |
| 27213410 Rec Admin: ER Pension | 4,731.36 | 0.00 | 0.00 | 4,731.36 | 0.00 | 4,731.36 | 0 |
| 27213610 Rec Admin: WCB | 3,809.27 | 0.00 | 0.00 | 3,809.27 | 4,054.29 | (245.02) | (6) |
| 27213630 Pool: WCB | 919.77 | 0.00 | 0.00 | 919.77 | 240.33 | 679.44 | 283 |
| 27213680 Parks: WCB | 474.73 | 0.00 | 0.00 | 474.73 | 0.00 | 474.73 | 0 |
| 27214810 Rec Admin: Training & Education | 1,665.00 | 0.00 | 0.00 | 1,665.00 | 303.00 | 1,362.00 | 450 |
| 27214830 Pool: Training & Education | 442.86 | 0.00 | 0.00 | 442.86 | 1,148.33 | (705.47) | (61) |
| 27221110 Rec Admin: Travel & Subsistence | 370.57 | 0.00 | 0.00 | 370.57 | 0.00 | 370.57 | 0 |
| 27221130 Pool: Travel & Subsistence | 1,796.51 | 0.00 | 0.00 | 1,796.51 | 0.00 | 1,796.51 | 0 |
| 27221410 Rec Admin: Ind. Membership/Conf. Fees | 1,263.00 | 0.00 | 0.00 | 1,263.00 | 0.00 | 1,263.00 | 0 |
| 27221430 Pool: Ind Membership/Conf Fee | 250.00 | 0.00 | 0.00 | 250.00 | 0.00 | 250.00 | 0 |
| 27221510 Rec Admin: Freight, Express,. Cartage | 50.00 | 0.00 | 0.00 | 50.00 | 0.00 | 50.00 | 0 |
| 27221530 Pool: Freight, Express, Cartage | 1,266.50 | 0.00 | 0.00 | 1,266.50 | 0.00 | 1,266.50 | 0 |
| 27221560 Arena: Freight, Express, Cartage | 37.71 | 0.00 | 0.00 | 37.71 | 0.00 | 37.71 | 0 |
| 27221710 Rec Admin: Telephone/Cellular | 2,693.79 | 0.00 | 0.00 | 2,693.79 | 4,037.42 | (1,343.63) | (33) |
| 27221730 Pool: Telephone/Cellular | 525.00 | 0.00 | 0.00 | 525.00 | 993.13 | (468.13) | (47) |
| 27221760 Arena: Telephone/Cellular | 446.65 | 0.00 | 0.00 | 446.65 | 1,186.92 | (740.27) | (62) |
| 27222110 Rec Admin: Advertising, Promotion & PR | 507.00 | 0.00 | 0.00 | 507.00 | 735.00 | (228.00) | (31) |
| 27222130 Pool: Advertising, Promotions & PR | 160.00 | 0.00 | 0.00 | 160.00 | 0.00 | 160.00 | 0 |
| 27222170 RV Campground: Advertising, Promo, PR | 395.00 | 0.00 | 0.00 | 395.00 | 0.00 | 395.00 | 0 |
| 27225130 Pool: Repairs & Maintenance | 10,664.04 | 0.00 | 0.00 | 10,664.04 | 26,890.23 | (16,226.19) | (60) |
| 27225160 Arena: Repairs & Maintenance | 22,671.79 | 0.00 | 0.00 | 22,671.79 | 22,127.07 | 544.72 | 2 |
| 27225170 RV Campground: Repairs & Maintenance | 1,331.19 | 0.00 | 0.00 | 1,331.19 | 1,367.36 | (36.17) | (3) |
| 27225180 Parks: Repairs & Maintenance | 1,122.99 | 0.00 | 0.00 | 1,122.99 | 0.00 | 1,122.99 | 0 |
| 27225181 Ball Diamonds: Repairs & Maintenance | 9.35 | 0.00 | 0.00 | 9.35 | 0.00 | 9.35 | 0 |
| 27225182 Food Booth: Repairs & Maintenance | 1,838.04 | 0.00 | 0.00 | 1,838.04 | 357.24 | 1,480.80 | 415 |
| 27225960 Arena: Other Contracted Services | 75.00 | 0.00 | 0.00 | 75.00 | 0.00 | 75.00 | 0 |
| 27227130 POOL - Licences & Permits | 0.00 | 0.00 | 0.00 | 0.00 | 595.58 | (595.58) | (100) |
| 27227182 Food Booth: Licences & Permits | 175.00 | 0.00 | 0.00 | 175.00 | 175.00 | 0.00 | 0 |
| 27227410 Rec Admin: Insurance | 1,560.10 | 0.00 | 0.00 | 1,560.10 | 1,500.00 | 60.10 | 4 |
| 27227430 Pool: Insurance | 7,387.77 | 0.00 | 0.00 | 7,387.77 | 6,000.00 | 1,387.77 | 23 |
| 27227440 Golf Course: Insurance | 3,871.88 | 0.00 | 0.00 | 3,871.88 | 0.00 | 3,871.88 | 0 |
| 27227450 Curling Rink: Building Insurance | 8,112.42 | 0.00 | 0.00 | 8,112.42 | 8,500.00 | (387.58) | (5) |
| 27227460 Arena: Insurance | 23,766.34 | 0.00 | 0.00 | 23,766.34 | 27,000.00 | (3,233.66) | (12) |
| 27227470 RV PARK:INSURANCE | 0.00 | 0.00 | 0.00 | 0.00 | 100.00 | (100.00) | (100) |
| 27227480 Parks: Insurance | 119.56 | 0.00 | 0.00 | 119.56 | 950.00 | (830.44) | (87) |
| 27227481 Ball Diamonds: Insurance | 198.71 | 0.00 | 0.00 | 198.71 | 300.00 | (101.29) | (34) |
| 27227482 Food Booth: Insurance | 4,412.96 | 0.00 | 0.00 | 4,412.96 | 2,800.00 | 1,612.96 | 58 |
| 27229430 Pool: Landscaping & Grounds Maintenance | 881.64 | 0.00 | 0.00 | 881.64 | 1,309.50 | (427.86) | (33) |
| 27229470 RV PARK:LANDSCAPING & GROUN | 0.00 | 0.00 | 0.00 | 0.00 | 834.84 | (834.84) | (100) |

20/04/2023
12:13 PM

| | | |
|---------------------------|----------------------------|-------------------------------|
| Preparer CF 20/02/2023 | Detailed ADL 30/03/2023 | Supervisory TAN 10/04/2023 |
| Peer | Tax | |

TB-7

Town of Oyen

Year End: December 31, 2022

Trial Balance

| Account | Prelim | Adj's | Reclass | Rep | Rep 12/21 | Amount | Chg %Chg |
|---|---------------------|---------------------|-------------|---------------------|---------------------|---------------------|-------------|
| 27229480 Parks: Landscaping & Grounds Maintenance | 552.66 | 0.00 | 0.00 | 552.66 | 2,365.95 | (1,813.29) | (77) |
| 27229481 Ball Diamonds: Landscaping/Grounds Maint | 3,117.54 | 0.00 | 0.00 | 3,117.54 | 18,063.36 | (14,945.82) | (83) |
| 27251210 Rec Admin: Clothing & Footwear | 284.01 | 0.00 | 0.00 | 284.01 | 0.00 | 284.01 | 0 |
| 27251230 POOL-GOODS & SUP CLOTHING & | 0.00 | 0.00 | 0.00 | 0.00 | 608.56 | (608.56) | (100) |
| 27251310 Rec Admin: General Goods & Supplies | 1,561.00 | 0.00 | 0.00 | 1,561.00 | 2,242.01 | (681.01) | (30) |
| 27251330 Pool: General Goods & Supplies | 2,979.25 | 0.00 | 0.00 | 2,979.25 | 4,254.29 | (1,275.04) | (30) |
| 27251360 Arena: General Goods & Supplies | 8,508.72 | 0.00 | 0.00 | 8,508.72 | 8,317.48 | 191.24 | 2 |
| 27251370 RV Campground: General Goods & Supplies | 90.00 | 0.00 | 0.00 | 90.00 | 0.00 | 90.00 | 0 |
| 27251380 Parks: General Goods & Supplies | 243.86 | 0.00 | 0.00 | 243.86 | 0.00 | 243.86 | 0 |
| 27251381 Ball Diamonds: General Goods & Supplies | 989.97 | 0.00 | 0.00 | 989.97 | 0.00 | 989.97 | 0 |
| 27251382 Food Booth: General Goods & Supplies | 167.61 | 0.00 | 0.00 | 167.61 | 0.00 | 167.61 | 0 |
| 27251810 ADMIN-FURNITURE, ADP, COMMS | 0.00 | 0.00 | 0.00 | 0.00 | 1,444.90 | (1,444.90) | (100) |
| 27252110 Rec Admin: Gas, Oil, Lube Antifreeze | 4,816.87 | 0.00 | 0.00 | 4,816.87 | 3,703.90 | 1,112.97 | 30 |
| 27252160 Arena: Fuel, Propane, Oil and Lube | 306.60 | 0.00 | 0.00 | 306.60 | 0.00 | 306.60 | 0 |
| 27252310 Rec Admin: Equipment R&M | 243.34 | 0.00 | 0.00 | 243.34 | 1,600.12 | (1,356.78) | (85) |
| 27252370 RV Campground R&M | 245.00 | 0.00 | 0.00 | 245.00 | 0.00 | 245.00 | 0 |
| 27252380 Parks: R&M | 1,570.01 | 0.00 | 0.00 | 1,570.01 | 0.00 | 1,570.01 | 0 |
| 27253130 Pool: Chemicals & Salts | 12,468.25 | 0.00 | 0.00 | 12,468.25 | 10,621.03 | 1,847.22 | 17 |
| 27254330 Pool: Utilities - Gas | 13,387.06 | 0.00 | 0.00 | 13,387.06 | 12,295.51 | 1,091.55 | 9 |
| 27254360 Arena: Utilities - Gas | 17,921.56 | 0.00 | 0.00 | 17,921.56 | 11,626.59 | 6,294.97 | 54 |
| 27254382 Food Booth: Utilities - Gas | 2,323.90 | 0.00 | 0.00 | 2,323.90 | 1,613.89 | 710.01 | 44 |
| 27254430 Pool: Utilities - Electricity | 13,064.17 | 0.00 | 0.00 | 13,064.17 | 12,403.07 | 661.10 | 5 |
| 27254460 Arena: Utilities - Electricity | 77,509.04 | 0.00 | 0.00 | 77,509.04 | 52,417.96 | 25,091.08 | 48 |
| 27254470 RV Campground: Utilities - Electricity | 8,353.86 | 0.00 | 0.00 | 8,353.86 | 7,347.66 | 1,006.20 | 14 |
| 27254480 Parks: Utilities - Electricity | 8,182.28 | 0.00 | 0.00 | 8,182.28 | 8,803.81 | (621.53) | (7) |
| 27254485 Trout Pond: Utilities - Electricity | 1,874.72 | 0.00 | 0.00 | 1,874.72 | 1,750.03 | 124.69 | 7 |
| 27261170 RV Campground: Deprec. Improvements | 8,177.15 | 0.00 | 0.00 | 8,177.15 | 8,117.00 | 60.15 | 1 |
| 27262130 Pool: Building Depreciation | 70,363.12 | 0.00 | 0.00 | 70,363.12 | 70,822.99 | (459.87) | (1) |
| 27262140 Golf Course: Building Depreciation | 3,641.06 | 0.00 | 0.00 | 3,641.06 | 3,641.00 | 0.06 | 0 |
| 27262150 Curling Rink: Building Depreciation | 10,030.37 | 0.00 | 0.00 | 10,030.37 | 10,031.00 | (0.63) | 0 |
| 27262160 Arena: Building Depreciation | 76,722.31 | 0.00 | 0.00 | 76,722.31 | 76,722.31 | 0.00 | 0 |
| 27262170 RV Campground: Building Depreciation | 1,192.78 | 0.00 | 0.00 | 1,192.78 | 1,193.00 | (0.22) | 0 |
| 27262182 Food Booth: Building Depreciation | 14,445.23 | 0.00 | 0.00 | 14,445.23 | 14,445.23 | 0.00 | 0 |
| 27263660 Arena: Equip. Deprec. | 5,428.10 | 0.00 | 0.00 | 5,428.10 | 0.00 | 5,428.10 | 0 |
| 27263680 Parks: Depreciation - Machinery | 6,943.00 | 0.00 | 0.00 | 6,943.00 | 6,943.00 | 0.00 | 0 |
| 27265180 PARKS:DEPREC VEHICLES | 0.00 | 0.00 | 0.00 | 0.00 | 2,672.00 | (2,672.00) | (100) |
| 27265210 Rec Admin: Depreciation - Vehicles | 2,672.13 | 0.00 | 0.00 | 2,672.13 | 5,677.82 | (3,005.69) | (53) |
| 27276210 Rec Admin: Cont. to Capital | 40,000.00 | (40,000.00) | 0.00 | 0.00 | 0.00 | 0.00 | 0 |
| 27281410 Rec Admin: Charges, Pen. & Oth. Int. | (16.74) | 0.00 | 0.00 | (16.74) | 0.00 | (16.74) | 0 |
| 27282110 REC ADMIN-LONG-TERM DEBT INT | 0.00 | 0.00 | 0.00 | 0.00 | 0.46 | (0.46) | (100) |
| 27282180 PARKS:LONG-TERM DEBT INTERE | 0.00 | 0.00 | 0.00 | 0.00 | 57.40 | (57.40) | (100) |
| 27282210 REC ADMIN:LONG-TERM DEBT PR | 0.00 | 0.00 | 0.00 | 0.00 | 239.39 | (239.39) | (100) |
| 27282280 PARKS:LONG-TERM DEBT PRINCIP RUCK | 0.00 | 0.00 | 0.00 | 0.00 | 5,525.59 | (5,525.59) | (100) |
| 27423100 Culture: Accounting & Audit | 200.00 | 0.00 | 0.00 | 200.00 | 200.00 | 0.00 | 0 |
| 27427400 Culture: Insurance | 7,515.26 | 0.00 | 0.00 | 7,515.26 | 8,500.00 | (984.74) | (12) |
| 27454400 Culture: Utilities - Electricity | 1,644.72 | 0.00 | 0.00 | 1,644.72 | 1,554.91 | 89.81 | 6 |
| 27477000 Culture: Grants To Individuals & Organ. | 24,388.50 | 0.00 | 0.00 | 24,388.50 | 18,020.28 | 6,368.22 | 35 |
| 65376400 Public Health: Contributed to Own Ag | 6,504.74 | 0.00 | 0.00 | 6,504.74 | 0.00 | 6,504.74 | 0 |
| 66723000 Econ Dev: CARES GRANT | 24,898.50 | 0.00 | 0.00 | 24,898.50 | 0.00 | 24,898.50 | 0 |
| 40 Expenses | 4,363,897.19 | (329,339.15) | 0.00 | 4,034,558.04 | 4,293,843.85 | (259,285.81) | (6) |
| | <u>0.00</u> | <u>0.00</u> | <u>0.00</u> | <u>0.00</u> | <u>0.00</u> | <u>0.00</u> | <u>0</u> |
| Net Income (Loss) | (834,532.24) | | | (409,092.92) | (475,377.28) | 66,284.36 | (14) |

20/04/2023
12:13 PM

| | | |
|----------------------------------|-----------------------------------|--------------------------------------|
| Preparer CF 20/02/2023 | Detailed ADL 30/03/2023 | Supervisory TAN 10/04/2023 |
| Peer | Tax | |

TB-8

Town of Oyen

Year End: December 31, 2022

Adjusting Journal Entries

Date: 01/01/2022 To 31/12/2022

| Number | Date | Name | Account No | Reference | Debit | Credit |
|--|------------|--|------------|-----------|------------|------------|
| 1 | 31/12/2022 | Roads: Debenture - Principle | 23283200 | | | 22,053.75 |
| 1 | 31/12/2022 | Storm Drainage: Debenture - Principle | 23783200 | | | 7,351.25 |
| 1 | 31/12/2022 | Water: Debenture - Principle Expenditure | 24183200 | | | 44,314.48 |
| 1 | 31/12/2022 | Sewer: Debenture - Principle Expenditure | 24283200 | | | 22,053.75 |
| 1 | 31/12/2022 | Land: Debenture - Interest Expenditure | 26683100 | | 563.81 | |
| 1 | 31/12/2022 | Land: Debenture - Principle | 26683200 | | | 34,758.38 |
| 1 | 31/12/2022 | Equity In Fixed Assets | 40080000 | | 129,967.80 | |
| To adjust debenture debt repayments against principal for financial statement presentation | | | | | | |
| 2 | 31/12/2022 | Gen Admin: General Goods & Supplies | 21251000 | | | 34.96 |
| 2 | 31/12/2022 | Gen Admin: Contribution To Reserves | 21299100 | | | 18,000.00 |
| 2 | 31/12/2022 | Fire: Contribution.to Capital Reserve | 22376600 | | | 25,000.00 |
| 2 | 31/12/2022 | Roads: Depr - Permanent Structures | 23262100 | | 34.96 | |
| 2 | 31/12/2022 | Roads: Contr. to Capital Reserve | 23276600 | | | 20,000.00 |
| 2 | 31/12/2022 | Airport: Cont. To Capital Prog. | 23376200 | | | 5,000.00 |
| 2 | 31/12/2022 | Storm Drainage: Cont.To Capital | 23776200 | | | 60,000.00 |
| 2 | 31/12/2022 | Water: Contribution to Capital Programs Expen | 24176200 | | | 25,000.00 |
| 2 | 31/12/2022 | Sewer: Contribution to Capital Programs Expen | 24276200 | | | 25,000.00 |
| 2 | 31/12/2022 | Cemetery: Contribution to Capital Progra Expen | 25676200 | | | 5,000.00 |
| 2 | 31/12/2022 | Rec Admin: Cont. to Capital | 27276210 | | | 40,000.00 |
| 2 | 31/12/2022 | Year End Surplus/Deficit | 29990000 | | | 31,140.62 |
| 2 | 31/12/2022 | Year End Surplus/Deficit | 29990000 | | 223,000.00 | |
| 2 | 31/12/2022 | Accum Amortization: Fixed Assets | 30070000 | | | 4,972.78 |
| 2 | 31/12/2022 | Equity In Fixed Assets | 40080000 | | 41,113.40 | |
| 2 | 31/12/2022 | Operating Surplus | 40091000 | | | 5,000.00 |
| To adjust opening accumulated surplus to correct allocations | | | | | | |
| 3 | 31/12/2022 | Fire: Contribution to Capital Reserve | 42376000 | | 18,467.70 | |
| 3 | 31/12/2022 | FIRE-OTHER SOURCES | 52399000 | | | 18,467.70 |
| To record prior year equity reclassifying entry | | | | | | |
| 4 | 31/12/2022 | Year End Surplus/Deficit | 29990000 | | 28,009.70 | |
| 4 | 31/12/2022 | Rate Stabalization Reserve | 41171100 | | 167,162.00 | |
| 4 | 31/12/2022 | Rate Stabalization Reserve | 41171100 | | | 89,643.92 |
| 4 | 31/12/2022 | Rate Stabalization Reserve | 41171100 | | | 28,009.70 |
| 4 | 31/12/2022 | ROADS-FED. CAPITAL GRANT | 53283000 | | | 167,162.00 |
| 4 | 31/12/2022 | ROADS-FED. CAPITAL GRANT | 53283000 | | 89,643.92 | |
| To reclassify capital funding received | | | | | | |
| 5 | 31/12/2022 | Year End Surplus/Deficit | 29990000 | | | 810,279.81 |
| 5 | 31/12/2022 | Equity In Fixed Assets | 40080000 | | 810,279.81 | |
| To adjust equity in tangible capital assets to actual at year-end | | | | | | |
| 6 | 31/12/2022 | Common: General Good & Supplies | 23151000 | | | 14,178.87 |
| 6 | 31/12/2022 | GST PAID | 31226000 | | 10,049.15 | |
| 6 | 31/12/2022 | GST PAID | 31226000 | | | 69,002.69 |

**20/04/2023
12:13 PM**

| | | |
|----------------------------------|-----------------------------------|--------------------------------------|
| Preparer CF 20/02/2023 | Detailed ADL 30/03/2023 | Supervisory TAN 10/04/2023 |
| Peer | Tax | |
| | | TB1 |

Town of Oyen

Year End: December 31, 2022

Adjusting Journal Entries

Date: 01/01/2022 To 31/12/2022

| Number | Date | Name | Account No | Reference | Debit | Credit |
|--|------------|--|------------|-----------|-----------|-----------|
| 6 | 31/12/2022 | Gst: ITC Rebate | 31226100 | | 44,385.17 | |
| 6 | 31/12/2022 | GST Collectible | 41226000 | | 28,747.24 | |
| <p>To adjust GST balance to actual per discussion with Debbie on March 28, 2023</p> | | | | | | |
| CLIENT1 | 31/12/2022 | Roads: Patronage Dividends | 13259500 | TB4 | | 114.39 |
| CLIENT1 | 31/12/2022 | UFA Equity | 30080000 | TB4 | 114.39 | |
| <p>To record entry made by client after the trial balance was entered (Patronage Equity)</p> | | | | | | |
| CLIENT2 | 31/12/2022 | Administration: Accrued Payroll | 21211201 | TB4 | 11,046.01 | |
| CLIENT2 | 31/12/2022 | Public Works: Accrued Payroll | 23211201 | TB4 | 5,983.69 | |
| CLIENT2 | 31/12/2022 | Red Admin: Accrued Payroll | 27211201 | TB4 | 22,518.34 | |
| CLIENT2 | 31/12/2022 | ACCOUNTS PAYABLE:PAYROLL | 40027100 | TB4 | | 39,548.04 |
| <p>To record entry made by client after the trial balance was entered (Payroll Accrual)</p> | | | | | | |
| CLIENT3 | 31/12/2022 | Rev. Canada 1: CPP/EI/TAX | 41223100 | TB4 | 417.19 | |
| CLIENT3 | 31/12/2022 | Rev. Canada 1: CPP/EI/TAX | 41223100 | TB4 | 360.22 | |
| CLIENT3 | 31/12/2022 | Rev. Canada 1: CPP/EI/TAX | 41223100 | TB4 | 398.20 | |
| CLIENT3 | 31/12/2022 | Rev. Canada 1: CPP/EI/TAX | 41223100 | TB4 | | 494.75 |
| CLIENT3 | 31/12/2022 | Rev. Canada 2: CPP/EI/TAX | 41223400 | TB4 | | 417.19 |
| CLIENT3 | 31/12/2022 | Rev. Canada 2: CPP/EI/TAX | 41223400 | TB4 | | 360.22 |
| CLIENT3 | 31/12/2022 | Rev. Canada 2: CPP/EI/TAX | 41223400 | TB4 | | 398.20 |
| CLIENT3 | 31/12/2022 | Rev. Canada 2: CPP/EI/TAX | 41223400 | TB4 | 494.75 | |
| <p>To record entry made by client after the trial balance was entered (CRA adjustments)</p> | | | | | | |
| CLIENT4 | 31/12/2022 | Rev. Canada 1: CPP/EI/TAX | 41223100 | TB4 | 612.16 | |
| CLIENT4 | 31/12/2022 | Rev. Canada 1: CPP/EI/TAX | 41223100 | TB4 | 810.13 | |
| CLIENT4 | 31/12/2022 | Rev. Canada 1: CPP/EI/TAX | 41223100 | TB4 | 483.36 | |
| CLIENT4 | 31/12/2022 | Rev. Canada 1: CPP/EI/TAX | 41223100 | TB4 | 483.36 | |
| CLIENT4 | 31/12/2022 | Rev. Canada 1: CPP/EI/TAX | 41223100 | TB4 | 483.36 | |
| CLIENT4 | 31/12/2022 | Rev. Canada 1: CPP/EI/TAX | 41223100 | TB4 | 239.67 | |
| CLIENT4 | 31/12/2022 | Rev. Canada 1: CPP/EI/TAX | 41223100 | TB4 | 314.41 | |
| CLIENT4 | 31/12/2022 | Rev. Canada 1: CPP/EI/TAX | 41223100 | TB4 | 147.58 | |
| CLIENT4 | 31/12/2022 | Rev. Canada 1: CPP/EI/TAX | 41223100 | TB4 | 170.62 | |
| CLIENT4 | 31/12/2022 | Rev. Canada 2: CPP/EI/TAX | 41223400 | TB4 | | 612.16 |
| CLIENT4 | 31/12/2022 | Rev. Canada 2: CPP/EI/TAX | 41223400 | TB4 | | 810.13 |
| CLIENT4 | 31/12/2022 | Rev. Canada 2: CPP/EI/TAX | 41223400 | TB4 | | 483.36 |
| CLIENT4 | 31/12/2022 | Rev. Canada 2: CPP/EI/TAX | 41223400 | TB4 | | 483.36 |
| CLIENT4 | 31/12/2022 | Rev. Canada 2: CPP/EI/TAX | 41223400 | TB4 | | 483.36 |
| CLIENT4 | 31/12/2022 | Rev. Canada 2: CPP/EI/TAX | 41223400 | TB4 | | 239.67 |
| CLIENT4 | 31/12/2022 | Rev. Canada 2: CPP/EI/TAX | 41223400 | TB4 | | 314.41 |
| CLIENT4 | 31/12/2022 | Rev. Canada 2: CPP/EI/TAX | 41223400 | TB4 | | 147.58 |
| CLIENT4 | 31/12/2022 | Rev. Canada 2: CPP/EI/TAX | 41223400 | TB4 | | 170.62 |
| <p>To record entry made by client after the trial balance was entered (Revenue Canada adjustments)</p> | | | | | | |
| CLIENT5 | 31/12/2022 | Year End Surplus/Deficit | 29990000 | TB4 | | 28,009.70 |
| CLIENT5 | 31/12/2022 | Ec. Dev: CARESRailyard Invest Attraction | 46727100 | TB4 | 28,009.70 | |

20/04/2023
12:13 PM

| | | |
|----------------------------------|-----------------------------------|--------------------------------------|
| Preparer CF 20/02/2023 | Detailed ADL 30/03/2023 | Supervisory TAN 10/04/2023 |
| Peer | Tax | |
| TB1-1 | | |

Town of Oyen

Year End: December 31, 2022

Adjusting Journal Entries

Date: 01/01/2022 To 31/12/2022

| Number | Date | Name | Account No | Reference | Debit | Credit |
|--|------------|--------------------------------|---------------------|-----------|---------------------|---------------------|
| To record entry made by client after the trial balance was entered (Deferred Revenue Adjustments) | | | | | | |
| CLIENT6 | 31/12/2022 | Debenture Debt | 40031000 | TB4 | 129,967.80 | |
| CLIENT6 | 31/12/2022 | Equity In Fixed Assets | 40080000 | TB4 | | 129,967.80 |
| To record entry made by client after the trial balance was entered (Debenture Debt Adjustments) | | | | | | |
| CLIENT7 | 31/12/2022 | Common: EMPLOYER CONTRIBUTIONS | 23113000 | | | 1,740.52 |
| CLIENT7 | 31/12/2022 | Rev. Canada 1: CPP/EI/TAX | 41223100 | | | 72.80 |
| CLIENT7 | 31/12/2022 | Rev. Canada 2: CPP/EI/TAX | 41223400 | | 1,813.32 | |
| To record entry made by client after the trial balance was entered (Revenue Canada Adjustments) | | | | | | |
| | | | | | 1,796,292.92 | 1,796,292.92 |
| Net Income (Loss) | | | (409,092.92) | | | |

20/04/2023
12:13 PM

| | | |
|----------------------------------|-----------------------------------|--------------------------------------|
| Preparer CF 20/02/2023 | Detailed ADL 30/03/2023 | Supervisory TAN 10/04/2023 |
| Peer | Tax | TB1-2 |

Town of Oyen

Year End: December 31, 2022

Reclassifying Journal Entries

Date: 01/01/2022 To 31/12/2022

| Number | Date | Name | Account No | Reference | Debit | Credit |
|---|------------|--|------------|-----------|---------------------|---------------------|
| RC1 | 31/12/2022 | Bank: TD Account | 30012100 | | 1,936.85 | |
| RC1 | 31/12/2022 | Trade: Accounts Payable | 40027000 | | 25.20 | |
| RC1 | 31/12/2022 | Trade: Accounts Payable | 40027000 | | 500.00 | |
| RC1 | 31/12/2022 | Trade: Accounts Payable | 40027000 | | 12.58 | |
| RC1 | 31/12/2022 | Trade: Accounts Payable | 40027000 | | 42.05 | |
| RC1 | 31/12/2022 | TD VISA PAYABLE -CAO ***9695 Ross | 40027215 | | | 525.20 |
| RC1 | 31/12/2022 | TD VISA PAYABLE -CAO ***9695 Ross | 40027215 | | | 1,723.29 |
| RC1 | 31/12/2022 | TD VISA PAYABLE-REC ****1170 Tucker | 40027220 | | | 54.63 |
| RC1 | 31/12/2022 | TD VISA PAYABLE (KOVITCH) | 40027230 | | | 213.56 |
| To reclassify accounts payable amounts to associated TD Visa payable accounts | | | | | | |
| RC2 | 31/12/2022 | Taxes Receivable | 30021100 | | 13,633.43 | |
| RC2 | 31/12/2022 | Trade: Accounts Payable | 40027000 | | | 13,633.43 |
| To reclassify credits on property tax receivable listing (over 5% materiality in aggregate) | | | | | | |
| RC3 | 31/12/2022 | Accum Amortization: Fixed Assets | 30070000 | | 6,732,806.38 | |
| RC3 | 31/12/2022 | Accum amortization - buildings | 30072000 | | | 4,616,139.28 |
| RC3 | 31/12/2022 | Accum amortization - M&E | 30073000 | | | 589,870.21 |
| RC3 | 31/12/2022 | Accum amortization - vehicles | 30075000 | | | 473,958.88 |
| RC3 | 31/12/2022 | Accum amortization - land improvements | 30076000 | | | 1,052,838.01 |
| To reclassify accumulated amortization accounts for FS presentation | | | | | | |
| RC4 | 31/12/2022 | Taxes Receivable | 30021100 | E. 2 | | 45,336.21 |
| RC4 | 31/12/2022 | Land: Inventory (Sec 34) | 36657000 | E. 2 | 45,336.21 | |
| To reclassify tax property held for resale | | | | | | |
| RC5 | 31/12/2022 | Other Revenues | 10059000 | | | 14,898.50 |
| RC5 | 31/12/2022 | ECON DEV:PROV CAPITAL GRANT | 56784200 | | 14,898.50 | |
| To reclassify donations received per discussion with CAO on March 16, 2023 | | | | | | |
| | | | | | 6,809,191.20 | 6,809,191.20 |

Net Income (Loss) (409,092.92)

20/04/2023
12:13 PM

| | | |
|----------------------------------|-----------------------------------|--------------------------------------|
| Preparer CF 20/02/2023 | Detailed ADL 30/03/2023 | Supervisory TAN 10/04/2023 |
| Peer | Tax | |
| | | TB2 |

FINANCIAL INFORMATION RETURN

Town of Oyen (0241)

For the Year Ending December 31, 2022

The information contained in this
Financial Information Return is presented
fairly to the best of my knowledge.

Debbie Ross

Name

April 11, 2023

Date



Audited Schedule Error(s): Items listed below will require additional explanation. After submission a member of the Information Services Team may reach out to you requesting clarification on these items.

Prior Year's Line 3450 Column 2 plus Current Year's Line 3120 Column 3 less Line 3120 Column 4 must equal Line 3450 Column 2

Audited Schedule Warning(s): The items below may require additional explanation. After submission a member of the Information Services Team may reach out to you requesting clarification on these items.

Audited Schedule (-) Values: Although allowed, some negative values are already assumed in calculations (i.e. Reductions, Expenses etc.). The following are items where a negative entered may alter the intended "horizontal" or "vertical" results and should be checked prior to submission.

| <i>FIR Line</i> | <i>Col 1</i> | <i>Col 2</i> | <i>Col 3</i> | <i>Col 4</i> |
|-----------------|--------------|--------------|--------------|--------------|
|-----------------|--------------|--------------|--------------|--------------|

Unaudited Schedule Error(s):

Audited Schedules

Schedule 9A

FINANCIAL POSITION

| | Total |
|--|-----------------|
| | 1 |
| Assets | 0010 |
| Cash and Temporary Investments | 0020 514,404 |
| Taxes and Grants in Place of Taxes Receivable..... | 0030 |
| . Current | 0040 19,559 |
| . Arrears | 0050 28,177 |
| . Allowance | 0060 |
| Receivable From Other Governments | 0070 |
| Loans Receivable | 0080 25,000 |
| Trade and Other Receivables | 0090 672,109 |
| Debt Charges Recoverable..... | 0095 |
| Inventories Held for Resale | 0130 |
| . Land | 0140 307,468 |
| . Other | 0150 |
| Long Term Investments | 0170 |
| . Federal Government | 0180 |
| . Provincial Government | 0190 |
| . Local Governments | 0200 |
| . Other | 0210 |
| Other Current Assets | 0230 |
| Other Long Term Assets | 0240 55,762 |
| | 0250 |
| Total Financial Assets | 0260 1,622,479 |
| Liabilities | 0270 |
| Temporary Loans Payable | 0280 |
| Payable To Other Governments | 0290 |
| Accounts Payable & Accrued Liabilities | 0300 105,104 |
| Deposit Liabilities | 0310 19,789 |
| Deferred Revenue | 0340 840,056 |
| Long Term Debt | 0350 4,013,807 |
| Other Current Liabilities | 0360 |
| Asset Retirement Obligations..... | 0365 |
| Other Long Term Liabilities | 0370 |
| | 0380 |
| Total Liabilities | 0390 4,978,756 |
| | 0395 |
| Net Financial Assets (Net Debt) | 0395 -3,356,277 |
| Non Financial Assets | |
| Tangible Capital Assets..... | 0400 25,310,720 |
| Inventory for Consumption..... | 0410 |
| Prepaid Expenses | 0420 |
| Other..... | 0430 |
| | 0440 |
| Total Non-Financial Assets | 0440 25,310,720 |
| | 0450 |
| Accumulated Surplus | 0450 21,954,443 |

CHANGE IN OPERATING ACCUMULATED SURPLUS

Schedule 9B

| | | Unrestricted | Restricted | Equity in TCA | Total |
|---|------|--------------|------------|---------------|------------|
| | | 1 | 2 | 3 | 4 |
| Accumulated Operating Surplus - Beginning of Year | 0500 | 129,260 | 101,533 | 22,132,742 | 22,363,535 |
| Net Revenue (Expense) | 0505 | -409,092 | | | -409,092 |
| Funds Designated For Future Use | 0511 | -223,000 | 223,000 | | |
| Restricted Funds - Used for Operations | 0512 | | | | |
| Restricted Funds - Used for TCA | 0513 | | | | |
| Current Year Funds Used for TCA | 0514 | -41,176 | | 41,176 | |
| Donated and Contributed TCA | 0516 | | | | |
| Disposals of TCA | 0517 | 5,000 | | -5,000 | |
| Annual Amortization Expense | 0518 | 976,423 | | -976,423 | |
| Long Term Debt - Issued | 0519 | | | | |
| Long Term Debt - Repaid | 0521 | -129,968 | | 129,968 | |
| Capital Debt - Used for TCA | 0522 | | | | |
| | 0523 | | | | |
| Other Adjustments | 0524 | | | | |
| Accumulated Operating Surplus - End of Year | 0525 | 307,447 | 324,533 | 21,322,463 | 21,954,443 |

FINANCIAL ACTIVITIES BY FUNCTION

Schedule 9C

| | Revenue 1 | Expense 2 |
|---|----------------|----------------|
| Total General | 0700 | |
| Function | 0710 | 1150 |
| General Government | 0720 | 1160 |
| Council and Other Legislative | 0730 4,000 | 1170 106,065 |
| General Administration | 0740 1,358,026 | 1180 666,969 |
| Other General Government..... | 0750 | 1190 |
| Protective Services | 0760 | 1200 |
| Police | 0770 | 1210 |
| Fire | 0780 117,733 | 1220 173,496 |
| Disaster and Emergency Measures | 0790 | 1230 28,989 |
| Ambulance and First Aid | 0800 | 1240 |
| Bylaws Enforcement | 0810 5,522 | 1250 |
| Other Protective Services..... | 0820 | 1260 |
| Transportation | 0830 | 1270 |
| Common and Equipment Pool | 0840 | 1280 |
| Roads, Streets, Walks, Lighting | 0850 13,992 | 1290 722,139 |
| Airport | 0860 6,217 | 1300 48,533 |
| Public Transit | 0870 | 1310 |
| Storm Sewers and Drainage | 0880 | 1320 |
| Other Transportation | 0890 | 1330 |
| Environmental Use and Protection | 0900 | 1340 |
| Water Supply and Distribution | 0910 691,604 | 1350 821,573 |
| Wastewater Treatment and Disposal | 0920 167,593 | 1360 133,575 |
| Waste Management | 0930 236,894 | 1370 225,404 |
| Other Environmental Use and Protection | 0940 | 1380 |
| Public Health and Welfare | 0950 | 1390 |
| Family and Community Support | 0960 74,672 | 1400 121,360 |
| Day Care | 0970 | 1410 |
| Cemeteries and Crematoriums | 0980 | 1420 |
| Other Public Health and Welfare | 0990 | 1430 |
| Planning and Development | 1000 | 1440 |
| Land Use Planning, Zoning and Development | 1010 144,000 | 1450 91,633 |
| Economic/Agricultural Development | 1020 106,917 | 1460 37,701 |
| Subdivision Land and Development | 1030 | 1470 |
| Public Housing Operations | 1040 | 1480 |
| Land, Housing and Building Rentals | 1050 | 1490 |
| Other Planning and Development..... | 1060 | 1500 |
| Recreation and Culture | 1070 | 1510 |
| Recreation Boards | 1080 | 1520 |
| Parks and Recreation | 1090 455,035 | 1530 857,121 |
| Culture: Libraries, Museums, Halls | 1100 | 1540 |
| Convention Centres | 1110 | 1550 |
| Other Recreation and Culture..... | 1120 | 1560 |
| Other Utilities | 1125 | 1565 |
| Gas | 1126 | 1566 |
| Electric | 1127 243,261 | 1567 |
| Other | 1130 | 1570 |
| Total Revenue/Expense | 1140 3,625,466 | 1580 4,034,558 |
| Net Revenue/Expense | | 1590 -409,092 |

FINANCIAL ACTIVITIES BY TYPE / OBJECT

Schedule 9D

| | Total |
|--|-----------------------|
| | 1 |
| Revenues | 1700 |
| Taxation and Grants in Place | 1710 |
| . Property (net municipal, excluding requisitions)..... | 1720 1,328,071 |
| . Business | 1730 |
| . Business Revitalization Zone | 1740 |
| . Special | 1750 |
| . Well Drilling | 1760 |
| . Local Improvement | 1770 |
| Sales To Other Governments | 1790 |
| Sales and User Charges | 1800 1,371,155 |
| Penalties and Costs on Taxes | 1810 13,689 |
| Licenses and Permits | 1820 |
| Fines | 1830 |
| Franchise and Concession Contracts | 1840 243,260 |
| Returns on Investments (incl. Portfolio Investments) | 1850 2,462 |
| Rentals | 1860 |
| Insurance Proceeds | 1870 |
| Net Gain on Sale of Tangible Capital Assets | 1880 |
| Contributed and Donated Assets..... | 1885 |
| Federal Government Unconditional Transfers | 1890 |
| Federal Government Conditional Transfers | 1900 77,518 |
| Provincial Government Unconditional Transfers | 1910 164,656 |
| Provincial Government Conditional Transfers | 1920 16,506 |
| Local Government Transfers | 1930 284,649 |
| Transfers From Local Boards and Agencies | 1940 |
| Developer Agreements | 1960 |
| Offsite Levies | 1962 |
| Other Revenues | 1970 123,500 |
| Total Revenue | 1980 3,625,466 |
| Expenses | 1990 |
| Salaries, Wages, and Benefits | 2000 1,024,421 |
| Contracted and General Services | 2010 847,946 |
| Purchases from Other Governments | 2020 |
| Materials, Goods, Supplies, and Utilities | 2030 921,658 |
| Provision For Allowances | 2040 |
| Transfers to Other Governments | 2050 |
| Transfers to Local Boards and Agencies | 2060 139,394 |
| Transfers to Individuals and Organizations | 2070 |
| Bank Charges and Short Term Interest | 2080 |
| Interest on Operating Long Term Debt | 2090 |
| Interest on Capital Long Term Debt | 2100 99,286 |
| Accretion of Asset Retirement Obligations..... | 2105 |
| Amortization of Tangible Capital Assets | 2110 976,423 |
| Net Loss on Sale of Tangible Capital Assets..... | 2125 |
| Write Down of Tangible Capital Assets..... | 2127 |
| Other Expenditures | 2130 25,430 |
| Total Expenses | 2140 4,034,558 |
| Net Revenue (Expense) | 2150 -409,092 |

REMEASUREMENT GAINS AND LOSSES

Schedule 9Q

| | | |
|---|------|----------------------|
| Accumulated remeasurement gains (losses) at beginning of year | 2171 | <input type="text"/> |
| | | <input type="text"/> |
| Gains | 2172 | <input type="text"/> |
| Losses | 2174 | <input type="text"/> |
| Amounts reclassified to Statement of Operations | 2176 | <input type="text"/> |
| Net Remeasurement gains (losses) for the year | 2178 | <input type="text"/> |
| | | <input type="text"/> |
| Accumulated remeasurement gains (losses) at end of year | 2180 | <input type="text"/> |

REVENUE AND EXPENSE SUPPLEMENTARY DETAIL

Schedule 9E

| | | Revenue | | Expenses | |
|---|------|------------------------|------------------------------|-----------------------------|---|
| | | Sales and User Charges | Provincial Capital Transfers | Annual Amortization Expense | Capital Long Term Debt Interest Expense |
| | | 1 | 2 | 3 | 4 |
| General Government | 2200 | | | | |
| Council and Other Legislative | 2210 | | | | |
| General Administration | 2220 | 877 | | 15,735 | |
| Other General Government..... | 2230 | | | | |
| Protective Services | 2240 | | | | |
| Police | 2250 | 89,265 | | 34,052 | 790 |
| Fire | 2260 | | | | |
| Disaster and Emergency Measures | 2270 | | | | |
| Ambulance and First Aid | 2280 | | | | |
| Bylaws Enforcement | 2290 | | | | |
| Other Protective Services..... | 2300 | | | | |
| Transportation | 2310 | | | | |
| Common and Equipment Pool | 2320 | | | | |
| Roads, Streets, Walks, Lighting | 2330 | 6,217 | | 430,919 | 18,882 |
| Airport | 2340 | | | | |
| Public Transit | 2350 | | | | |
| Storm Sewers and Drainage | 2360 | | | | |
| Other Transportation | 2370 | | | | |
| Environmental Use and Protection | 2380 | | | | |
| Water Supply and Distribution | 2390 | 691,605 | | 296,102 | 49,220 |
| Wastewater Treatment and Disposal | 2400 | 167,593 | | | |
| Waste Management | 2410 | 236,894 | | | |
| Other Environmental Use and Protection | 2420 | | | | |
| Public Health and Welfare | 2430 | | | | |
| Family and Community Support | 2440 | | | | |
| Day Care | 2450 | | | | |
| Cemeteries and Crematoriums | 2460 | | | | |
| Other Public Health and Welfare | 2470 | | | | |
| Planning and Development | 2480 | | | | |
| Land Use Planning, Zoning and Development | 2490 | | | | 30,377 |
| Economic/Agricultural Development | 2500 | | | | |
| Subdivision Land and Development | 2510 | | | | |
| Public Housing Operations | 2520 | | | | |
| Land, Housing and Building Rentals | 2530 | | | | |
| Other Planning and Development..... | 2540 | | | | |
| Recreation and Culture | 2550 | | | | |
| Recreation Boards | 2560 | | | | |
| Parks and Recreation | 2570 | 178,704 | | 199,615 | 17 |
| Culture: Libraries, Museums, Halls | 2580 | | | | |
| Convention Centres | 2590 | | | | |
| Other Recreation and Culture..... | 2600 | | | | |
| Other Utilities | 2605 | | | | |
| Gas | 2606 | | | | |
| Electric | 2607 | | | | |
| Other | 2610 | | | | |
| Total | 2620 | 1,371,155.00 | | 976,423.00 | 99,286.00 |

TANGIBLE CAPITAL ASSETS SUPPLEMENTARY DETAIL

Schedule 9F

| | | Tangible Capital Assets | | Capital Long Term Debt | |
|---|-------------|-------------------------|------------------------|------------------------|----------------------|
| | | Purchased | Donated or Contributed | Principal Additions | Principal Reductions |
| | | 1 | 2 | 3 | 4 |
| General Government | 2700 | | | | |
| Council and Other Legislative | 2710 | | | | |
| General Administration | 2720 | | | | |
| Other General Government..... | 2730 | | | | |
| Protective Services | 2740 | | | | |
| Police | 2750 | 68,468 | | | |
| Fire | 2760 | | | | |
| Disaster and Emergency Measures | 2770 | | | | |
| Ambulance and First Aid | 2780 | | | | |
| Bylaws Enforcement | 2790 | | | | |
| Other Protective Services..... | 2800 | | | | |
| Transportation | 2810 | | | | |
| Common and Equipment Pool | 2820 | | | | |
| Roads, Streets, Walks, Lighting | 2830 | 388,181 | | | 22,054 |
| Airport | 2840 | | | | |
| Public Transit | 2850 | | | | |
| Storm Sewers and Drainage | 2860 | | | | |
| Other Transportation | 2870 | | | | |
| Environmental Use and Protection | 2880 | | | | |
| Water Supply and Distribution | 2890 | | | | 43,751 |
| Wastewater Treatment and Disposal | 2900 | | | | 29,405 |
| Waste Management | 2910 | | | | |
| Other Environmental Use and Protection | 2920 | | | | |
| Public Health and Welfare | 2930 | | | | |
| Family and Community Support | 2940 | | | | |
| Day Care | 2950 | | | | |
| Cemeteries and Crematoriums | 2960 | | | | |
| Other Public Health and Welfare | 2970 | | | | |
| Planning and Development | 2980 | | | | |
| Land Use Planning, Zoning and Development | 2990 | 35,000 | | | 34,758 |
| Economic/Agricultural Development | 3000 | | | | |
| Subdivision Land and Development | 3010 | | | | |
| Public Housing Operations | 3020 | | | | |
| Land, Housing and Building Rentals | 3030 | | | | |
| Other Planning and Development..... | 3040 | 35,833 | | | |
| Recreation and Culture | 3050 | | | | |
| Recreation Boards | 3060 | | | | |
| Parks and Recreation | 3070 | | | | |
| Culture: Libraries, Museums, Halls | 3080 | | | | |
| Convention Centres | 3090 | | | | |
| Other Recreation and Culture..... | 3100 | | | | |
| Other Utilities | 3105 | | | | |
| Gas | 3106 | | | | |
| Electric | 3107 | | | | |
| Other | 3110 | | | | |
| Total | 3120 | 527,482.00 | | | 129,968.00 |

CHANGE IN TANGIBLE CAPITAL ASSETS

Schedule 9G

| | | Balance at Beginning of Year 1 | Additions 2 | Reductions 3 | Balance at End of Year 4 |
|---|------|---|----------------|-----------------|--------------------------------|
| Tangible Capital Assets - Cost | | | | | |
| Engineered Structures | 3200 | | | | |
| Roadway Systems..... | 3201 | 14,487,963 | 388,181 | | 14,876,144 |
| Light Rail Transit Systems..... | 3202 | | | | |
| Water Systems..... | 3203 | 12,258,579 | | | 12,258,579 |
| Wastewater Systems..... | 3204 | 1,761,251 | | | 1,761,251 |
| Storm Systems..... | 3205 | | | | |
| Fibre Optics..... | 3206 | | | | |
| Electricity Systems..... | 3207 | | | | |
| Gas Distribution Systems..... | 3208 | | | | |
| Total Engineered Structures | 3210 | 28,507,793 | 388,181 | | 28,895,974 |
| Construction In Progress..... | 3219 | 417,838 | | 417,838 | |
| Buildings | 3220 | 11,654,576 | 19,990 | | 11,674,566 |
| Machinery and Equipment | 3230 | 1,002,777 | | 73,468 | 929,309 |
| Land | 3240 | 701,779 | 35,000 | | 736,779 |
| Land Improvements..... | 3245 | 1,566,011 | 15,843 | | 1,581,854 |
| Vehicles | 3250 | 480,662 | 68,468 | | 549,130 |
| Total Capital Property Cost | 3260 | 44,331,436.00 | 527,482.00 | 491,306.00 | 44,367,612.00 |
| Accumulated Amortization | | | | | |
| Engineered Structures | 3270 | | | | |
| Roadway Systems | 3271 | 6,955,957 | 373,351 | | 7,329,308 |
| Light Rail Transit Systems | 3272 | | | | |
| Water Systems | 3273 | 3,823,643 | 213,750 | | 4,037,393 |
| Wastewater Systems | 3274 | 906,698 | 50,687 | | 957,385 |
| Storm Systems | 3275 | | | | |
| Fibre Optics | 3276 | | | | |
| Electricity Systems | 3277 | | | | |
| Gas Distribution Systems | 3278 | | | | |
| Total Engineered Structures | 3280 | 11,686,298 | 637,788 | | 12,324,086 |
| Buildings | 3290 | 4,369,627 | 246,512 | | 4,616,139 |
| Machinery and Equipment | 3300 | 550,400 | 39,470 | | 589,870 |
| Land | 3310 | | | | |
| Land Improvements..... | 3315 | 1,013,537 | 39,301 | | 1,052,838 |
| Vehicles | 3320 | 460,607 | 13,352 | | 473,959 |
| Total Accumulated Amortization | 3330 | 18,080,469.00 | 976,423.00 | | 19,056,892.00 |
| Net Book Value of Capital Property | 3340 | 26,250,967 | | | 25,310,720 |
| Capital Long Term Debt (Net) | 3350 | 4,118,225 | | | 3,988,257 |
| Equity in Tangible Capital Assets | 3400 | 22,132,742.00 | | | 21,322,463.00 |

LONG TERM DEBT SUPPORT

Schedule 9H

| | Operating Purposes | Capital | Purposes | Total |
|---|--------------------|-----------|--------------|--------------|
| | 1 | 2 | 3 | 3 |
| Long Term Debt Support | 3405 | | | |
| Supported by General Tax Levies | 3410 | 25,550 | 3,988,257 | 4,013,807 |
| Supported by Special Levies | 3420 | | | |
| Supported by Utility Rates | 3430 | | | |
| Other | 3440 | | | |
| Total Long Term Debt Principal Balance | 3450 | 25,550.00 | 3,988,257.00 | 4,013,807.00 |

LONG TERM DEBT SOURCES

Schedule 9I

| | Operating Purposes | Capital | Purposes | Total |
|---|--------------------|-----------|--------------|--------------|
| | 1 | 2 | 3 | 3 |
| Loans to Local Authorities | 3500 | | 3,988,257 | 3,988,257 |
| Canada Mortgage and Housing Corporation | 3520 | | | |
| Mortgage Borrowing | 3600 | | | |
| Other | 3610 | 25,550 | | 25,550 |
| Total Long Term Debt Principal Balance | 3620 | 25,550.00 | 3,988,257.00 | 4,013,807.00 |

FUTURE LONG TERM DEBT REPAYMENTS

Schedule 9J

| | Operating Purposes | Capital | Purposes | Total |
|-------------------------------------|--------------------|-----------|--------------|--------------|
| | 1 | 2 | 3 | 3 |
| Principal Repayments by Year | 3700 | | | |
| Current + 1 | 3710 | 12,516 | 133,166 | 145,682 |
| Current + 2 | 3720 | 13,034 | 136,195 | 149,229 |
| Current + 3 | 3730 | | 139,811 | 139,811 |
| Current + 4 | 3740 | | 143,262 | 143,262 |
| Current + 5 | 3750 | | 146,801 | 146,801 |
| Thereafter | 3760 | | 3,289,022 | 3,289,022 |
| Total Principal | 3770 | 25,550.00 | 3,988,257.00 | 4,013,807.00 |
| Interest by Year | 3780 | | | |
| Current + 1 | 3790 | 532 | 95,280 | 95,812 |
| Current + 2 | 3800 | 268 | 92,000 | 92,268 |
| Current + 3 | 3810 | | 88,635 | 88,635 |
| Current + 4 | 3820 | | 85,185 | 85,185 |
| Current + 5 | 3830 | | 81,645 | 81,645 |
| Thereafter | 3840 | | 863,302 | 863,302 |
| Total Interest | 3850 | 800.00 | 1,306,047.00 | 1,306,847.00 |

PROPERTY TAXES AND GRANTS IN PLACE

Schedule 9K

| | | Property Taxes | Grants - in Place | Total |
|--|----------|---------------------------|------------------------------|---------------|
| | | 1 | 2 | 3 |
| Net Municipal Property Taxes | | | | |
| Residential Land and Improvements | 3910 | 1,005,414 | | 1,005,414 |
| Non-Residential | | | | |
| Land and Improvements (Excluding M & E)..... | 3935 | 320,981 | | 320,981 |
| Machinery and Equipment | 3950 | 1,075 | | 1,075 |
| Linear Property | 3960 | 173 | | 173 |
| Small Business Tax | 3965 | | | |
| Farm Land | 3980 | 428 | | 428 |
| Adjustments to Property Taxes | 3990 | | | |
| Net Total Municipal Property Taxes | 4000 | 1,328,071 | | 1,328,071 |

Provincial and Seniors Foundation Requisitions

| | | | | |
|--|--|--|----------|-------------|
| Education | | | | |
| Residential/Farm Land | | | 4031 | 178,838 |
| Non-Residential | | | 4035 | 115,789 |
| Seniors Lodges | | | 4090 | 66,675 |
| Designated Industrial Property | | | 4099 | 173 |
| Other | | | 4100 | |
| Adjustments to Requisition Transfers | | | 4110 | |
| Total Requisition Transfers | | | 4120 | 361,475 |

GRANTS IN PLACE OF TAXES

Schedule 9L

| | | Property Taxes | Business Taxes | Other Taxes | Total |
|-----------------------------|----------|---------------------------|---------------------------|------------------------|--------------|
| | | 1 | 2 | 3 | 4 |
| Federal Government | 4200 | | | | |
| Provincial Government | 4210 | | | | |
| Local Government | 4220 | | | | |
| Other | 4230 | | | | |
| Total | 4240 | | | | |

DEBT LIMIT

Schedule 9AA

| | | |
|--------------------------------|------|--|
| Debt Limit | 5700 | |
| Total Debt | 5710 | |
| Debt Service Limit | 5720 | |
| Total Debt Service Costs | 5730 | |

Enter prior year Line 3450 Column 2 balance here:

GRANT AND DEFERRED GRANT REVENUE SCHEDULE

Schedule 9P

Cash and Temporary Investments

8820

| | |
|--|---------|
| | 514,404 |
|--|---------|

Restricted Cash by Grant

| | | |
|--|------|---------|
| Municipal Sustainability Initiative Capital | 8825 | 473,405 |
| Municipal Sustainability Initiative Operating | 8826 | |
| Federal Gas Tax Fund | 8827 | 65,136 |
| Alberta Community Partnership- Intermunicipal Collaboration | 8828 | |
| Alberta Community Partnership- Municipal Restructuring | 8829 | |
| Alberta Community Partnership- Mediation and Cooperative Processes | 8830 | |
| Alberta Community Partnership- Municipal Internship | 8831 | |
| Alberta Community Partnership- Local Land Use Planning | 8832 | |
| Alberta Community Partnership- Strategic Initiative | 8833 | |
| Alberta Community Partnership- Regional Collaboration Program | 8834 | |
| Other Grants | 8835 | 105,978 |

Total Restricted Cash

8865

| | |
|--|---------|
| | 644,519 |
|--|---------|

Unrestricted Cash

8870

| | |
|--|----------|
| | -130,115 |
|--|----------|

Accounts Receivable - Grants

8872

| | |
|--|---------|
| | 180,909 |
|--|---------|

Deferred Revenue

8875

| | |
|--|---------|
| | 840,056 |
|--|---------|

Deferred Revenue by Grant

| | | |
|--|------|---------|
| Municipal Sustainability Initiative Capital | 8880 | 473,405 |
| Municipal Sustainability Initiative Operating | 8881 | |
| Federal Gas Tax Fund | 8882 | 65,136 |
| Alberta Community Partnership- Intermunicipal Collaboration | 8883 | |
| Alberta Community Partnership- Municipal Restructuring | 8884 | |
| Alberta Community Partnership- Mediation and Cooperative Processes | 8885 | |
| Alberta Community Partnership- Municipal Internship | 8886 | |
| Alberta Community Partnership- Local Land Use Planning | 8887 | |
| Alberta Community Partnership- Strategic Initiative | 8888 | |
| Alberta Community Partnership- Regional Collaboration Program | 8889 | |
| Other Grants | 8890 | 286,887 |

Total Deferred Revenue by Grant

8898

| | |
|--|---------|
| | 825,428 |
|--|---------|

Other Deferred Revenue

8899

| | |
|--|--------|
| | 14,628 |
|--|--------|

Unaudited Schedule (Municipal Statistics)

Schedule ST

| | | |
|---|------|--------|
| Total Full-time Positions..... | 5500 | 10.0 |
| Number of Hamlets (for Specialized Municipalities and Municipal Districts only) | 5515 | |
| Length of all Open Roads Maintained (km) | 5520 | 25.1 |
| Length of Water Mains (km) | | |
| Municipality Owned Systems | 5555 | 22.4 |
| Service Providers | 5556 | |
| Co-ops | 5557 | |
| Regional Systems | 5558 | |
| Other | 5559 | |
| Total | 5560 | 22.4 |
| Length of Wastewater Mains (km) | | |
| Municipality Owned Systems | 5565 | 12.2 |
| Service Providers | 5566 | |
| Co-ops | 5567 | |
| Regional Systems | 5568 | |
| Other | 5569 | |
| Total | 5570 | 12.2 |
| Length of Storm Drainage Mains (km) | 5580 | 1.6 |
| Number of Residences (for Summer Villages only) | 5590 | |
| Number of Dwelling Units | 5595 | 491 |
| 2022 ASSESSMENT STATISTICS | | |
| Total Assessment Services Costs (\$) | 5596 | 19,566 |
| Assessment Complaints to the Local Assessment Review Board (LARB) | | |
| Number of LARB residential (three or fewer dwelling units) or farm land complaints filed | 5602 | |
| Number of LARB residential (three or fewer dwelling units) or farm land complaints withdrawn | 5604 | |
| Number of residential (three or fewer dwelling units) or farm land complaints heard by the LARB | 5606 | |
| Number of assessment adjustments made by the LARB | 5608 | |
| Assessment Complaints to the Composite Assessment Review Board (CARB) | | |
| Number of CARB residential and non-residential complaints filed | 5623 | |
| Number of CARB residential and non-residential complaints withdrawn | 5625 | |
| Number of residential and non-residential complaints heard by the CARB | 5627 | |
| Number of residential and non-residential assessment adjustments made by the CARB | 5629 | |
| 2022 WELL DRILLING EQUIPMENT TAX STATISTICS | | |
| Does your municipality have a Well Drilling Equipment Tax (WDET) bylaw? | 5531 | No |

2022 PLANNING STATISTICS

| | | |
|--|------|---------------------|
| When was your Municipal Development Plan last approved (date)? | 5658 | May 10, 2022 |
| Number of development permit applications received..... | 5660 | 22 |
| Average number of days from a development permit application to approval? | 5669 | 5.0 |
| Number of development permits issued..... | 5661 | 22 |
| Number of building permits issued..... | 5668 | |
| Estimated value of construction from development/building permit (\$) | | |
| Residential..... | 5663 | 51,783,364 |
| Commercial..... | 5664 | 2,005,100 |
| Industrial..... | 5665 | |
| Institutional..... | 5666 | |
| Total | 5667 | 53,788,464.00 |
| Does your municipality issue business licences? | 5671 | Yes |
| Number of business licences (new and renewals) issued in 2022? | 5672 | 129 |
| Average number of days from a business licence application to approval? | 5673 | 1.0 |
| Number of subdivision applications received in 2022? | 5670 | |
| Number of subdivision applications approved in 2022? | 5674 | |
| Average number of days from subdivision application to approval? | 5675 | |
| Number of land use bylaw amendment applications..... | 5680 | |
| Number of Subdivision and Development Appeal Board appeals heard..... | 5690 | |
| Does your municipality have a Subdivision and Development Appeal Board (SDAB) established by bylaw?..... | 5581 | Yes |
| How many SDAB members are appointed?..... | 5582 | 1 |
| How many SDAB members are trained?..... | 5583 | 1 |
| Is the SDAB clerk a designated officer of your municipality?..... | 5584 | No |
| Has the SDAB clerk completed the SDAB Training? | 5585 | Yes |
| Is your municipality a member of an intermunicipal SDAB?..... | 5586 | Yes |
| How many municipalities are members of the intermunicipal SDAB?..... | 5587 | 63 |
| Does your municipality have a Community Aggregate Payment Levy (CAPL) bylaw? | 5541 | No |
| What is the CAPL rate established by bylaw ? (\$ per tonne) | 5542 | |
| How much CAPL revenue (\$) was collected in 2022? | 5543 | |
| CAPL revenue in 2022 was allocated to: (select all that apply) | 5544 | |
| | | General Government |
| | | Protective Services |
| | | Transportation |
| | | Environmental |
| | | Recreation |
| | | Other |